


# Eight key calls for 2024



**Research team**

**Arnaud Girod** (Head)  
agirod@keplercheuvreux.com

**Philippe Ferreira** (Deputy Head)  
pferreira@keplercheuvreux.com

**Martin Guri** (Nordic Head)  
mguri@keplercheuvreux.com

**Joakim Tabet** (Strategist)  
jtabet@keplercheuvreux.com

**Clément Genès** (Economist)  
cgenes@keplercheuvreux.com

**Edouard Garrana** (Technical Analyst)  
egarrana@keplercheuvreux.com

# Executive summary (1/2)

## Eight key calls for 2024

- **There is always a psychological barrier when you get close to record highs**, and equity markets in Europe and the US are now just 3-5% short of early 2002 levels, when interest rates were at 0%. One associated question is how long it will take to get there, and how far above equity markets can go in 2024. In our view, the upside is limited in price return terms in Europe and the US, considering the growth and inflation deceleration. But taking into account dividends and buybacks, our medium-term stance on equities is not too defensive, at slight Underweight.
  - Recent macro releases still to point to a robust pace of job creation in the US, which should continue to support consumption. The strength of the labour market, nonetheless, tends to be a lagging indicator for markets, and we see no reason to reconsider our views.
- **In this special edition of our weekly report, we dig into eight key calls from a cross-asset perspective**, following the release of our 2024 outlook ([link](#)).
  - **Key call 1: bull steepening of the EUR yield curve.** We believe inflation is starting to be something of the past. Although fixed income markets have started to price in sharp rate cuts from central banks in 2024, any pushback from them next week during their regular monetary policy meetings would offer attractive entry points.
  - **Key call 2: IG credit, bank tier 2, corporate hybrids.** IG credit keeps an attractive risk/reward profile, while we are more selective on high yield ahead of the growth deceleration that is taking shape in Europe. With regards to corporate hybrids and financials, yields are very high, while extension risk has receded, with the majority of hybrid issuers having exercised the call at the first call date.
  - **Key call 3: increase bond duration.** We find equities richly valued versus bonds and expect the bond market rally that has started to take shape to continue into 2024 as inflation keeps falling. Next week, the US CPI release for November should see a further easing of price pressure.
  - **Key call 4: reduce Japanese equities.** The BoJ is in a corner. It wants to normalise monetary policy, but the window of opportunity is closing, as other global central banks have finished their rate hike cycle. The USD/JPY has room to fall substantially, which would be a severe headwind for Japanese equities after a great run in 2023.

# Executive summary (2/2)

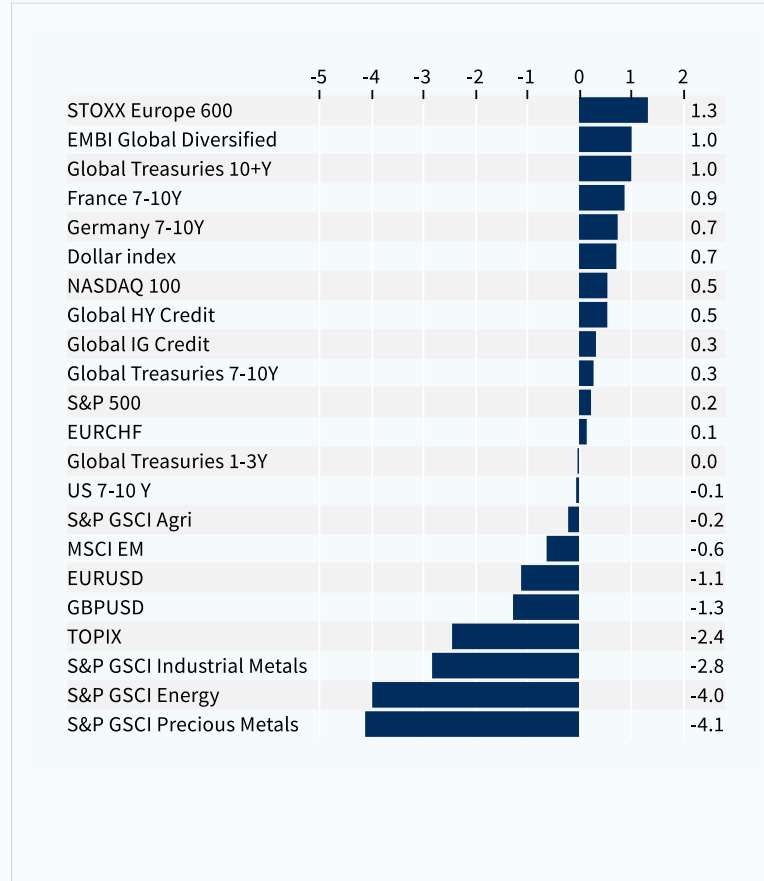
- **Key call 5: EM equities, prefer Brazil/India in core EM.** We find valuation appeal in EM equities on top of significant growth potential in countries such as Brazil and India. Brazil is cheaply valued, oil production is rising fast, and politics are quiet. India is richly valued but should be the growth star of the next decade. Investors should not focus too much on valuation, as India is structurally richly valued due to its Tech bias. China could surprise on the upside.
- **Key call 6: reweighting some growth sectors in European equities.** Although our overall sector allocation maintains a value bias, we upgrade MedTech and luxury, two growth sectors, on the back of recent weakness and support from lower yields ahead. We also upgrade professional and business services. We downgraded Pharma and we still favour the high dividend style.
- **Key call 7: OW EM sovereign credit in hard currency.** Yields are near 8%, while sovereign risk in core emerging markets is low. EM central banks are ahead of the curve with regards to rate cuts, and external balance sheets are strong, suggesting that refinancing in US dollars is not an issue. Political risk also appears highly manageable.
- **Key call 8: buy gold in commodities.** We stay constructive on gold in 2024, although the recent rally suggests a pause is due. Falling interest rates, a complex geopolitical environment, and strong demand from EM central banks are likely to lift gold prices to new highs. Energy commodities deserve a tactical look after the severe pullback recently.
- **Week ahead:**
  - The US CPI for November, as well as the ECB/Fed monetary policy meetings, will be key milestones. The consensus expects US inflation to have marginally decelerated to 3.1% YOY from 3.2% in October, while the core CPI is expected to have remained unchanged at 4%. US retail sales and industrial production for November will also be released.
  - We expect the Fed/ECB to keep rates on hold, but not yet explicitly pivot. The median dot for the end-2024 Fed funds rate will be revised down by 25bps to 4.875%, in our view.
  - In China, retail sales and industrial production figures for November will also be available. Consensus expects a rebound, which has failed to materialise so far this year.

# Contents

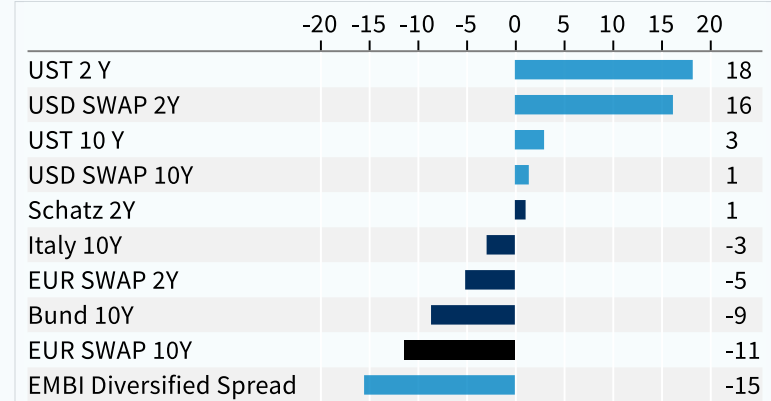
- **Cross-asset snapshot:** bond market rebound takes a breather **p.5-6**
- **Eight key calls:** bonds, equities, EM sovereign credit and gold **p.8-23**
- **Week ahead:** US CPI, Fed/ ECB monetary policy meetings **p.25-28**
- **Global asset allocation, European equity sector allocation** **p. 30-32**

# Cross-asset snapshot: the rebound in Treasuries takes a breather

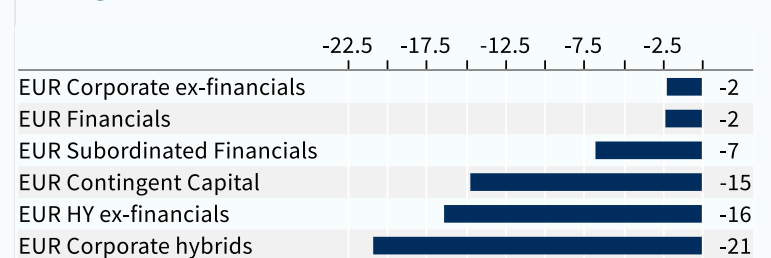
## Cross-asset performance (last week, %)



## Change in bond yields (last week, bps)



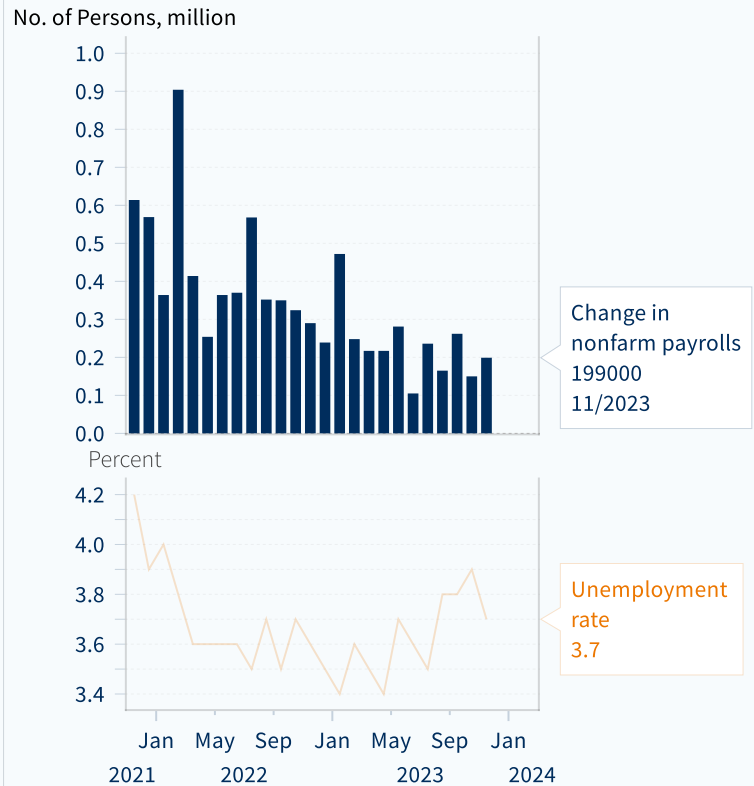
## Change in credit spreads (last week, bp)



As of 08/12/2023. Total return indices. Global indices are hedged USD, local indices in local currency. Source: Macrobond, Bloomberg, Kepler Cheuvreux

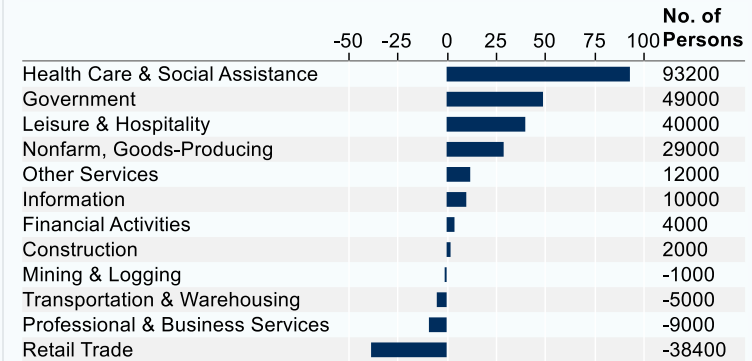
# The US employment picture stays strong

## Job creation rebounded in November (nonfarm payrolls, one-month net change)



Source: BLS, Macrobond, Kepler Cheuvreux

## Net job creation stays robust in services (nonfarm payrolls, one-month net change, thousands)



Source: BLS, Macrobond, Kepler Cheuvreux

# Sections

## Eight key calls

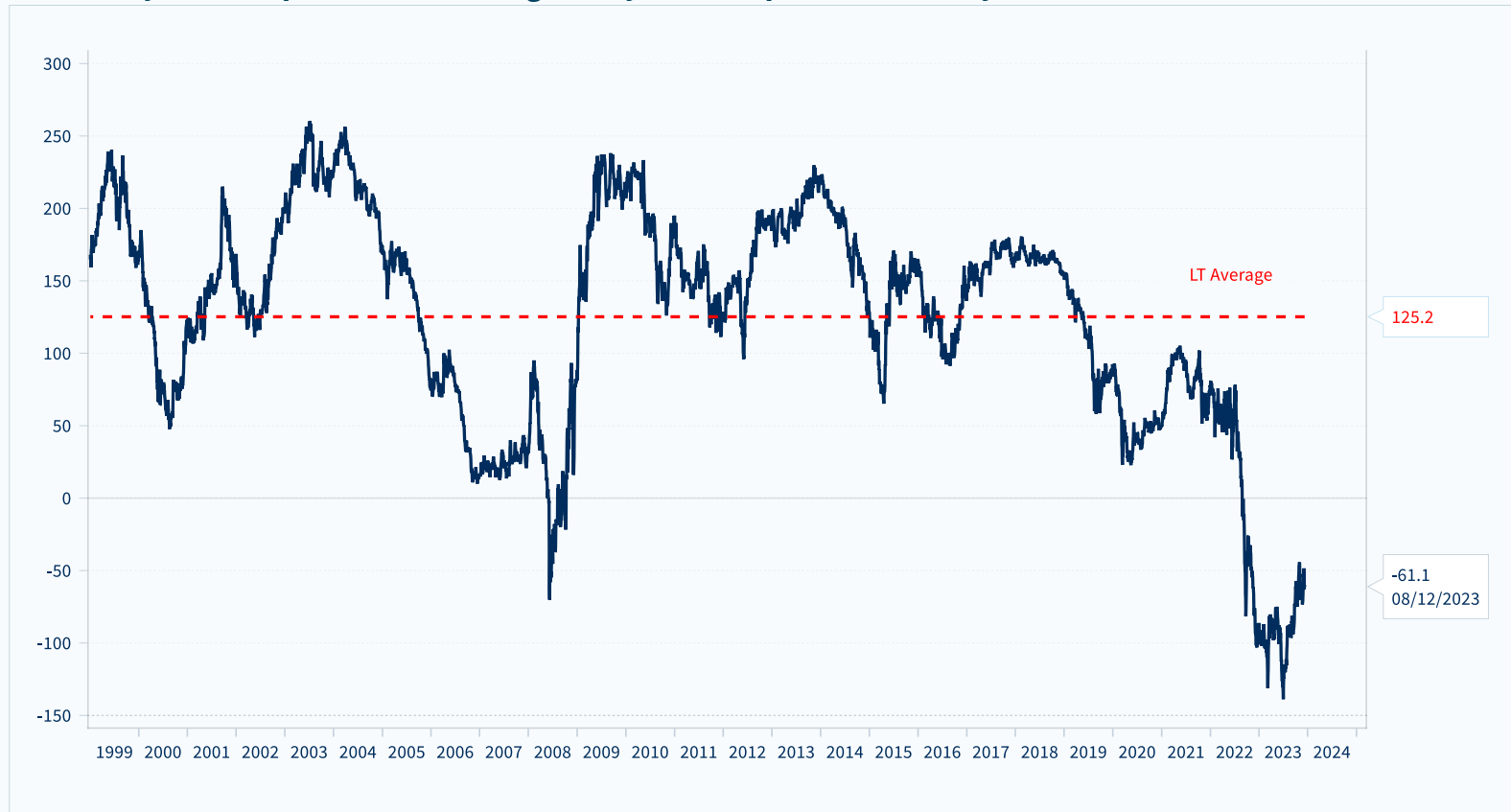
- **Bonds:** Curve steepeners, European credit, Duration
- **Equities:** Reduce Japanese equities, Buy EM equities, Back to growth style in Europe
- **Diversification:** EM sovereign credit, Gold



# Key call 1: a bull steepening of the EUR yield curve

*“When the facts change, I change my mind.” (ECB’s Isabel Schnabel, 5 December, [link](#))*

**The 30-2y EUR swap curve is reverting swiftly towards positive territory**



Source: Bloomberg, Macrobond, Kepler Cheuvreux



# Key call 2: IG credit, a no brainer with interest rates due to fall further

*A good entry point for corporate hybrids bonds and Bank Tier2s ([link](#))*

## Our credit team recommendations

- **Credit markets rebounded markedly in recent weeks thanks to lower rates**, while expectations of defaults have remained roughly unchanged. HY and AT1 are the best performers in terms of total return YTD, followed by Insurance Tier2s and corporate hybrids.
- **We continue to think that it is still a good entry point for corporate hybrids bonds and Bank Tier2s:**
  - Regarding corporate hybrids, the extension risk has receded, with the majority of hybrid issuers having exercised the call at the first call date. Going forward, we see very limited extension risk at this stage for hybrids that have call dates in the next six months, except (unsurprisingly) for real estate issuers, which are still in the eye of the storm.
  - For the banking sector, the shockwaves from the collapse of Credit Suisse and the US banking turmoil, have now receded, as has the extension risk. We continue to recommend Bank Tier2s as they offer an attractive investment opportunity in the credit universe. European banks' AT1s have recovered some lost ground, and the extension risk has significantly declined thanks to an open primary market and lower sovereign yields. We maintain our Neutral stance on AT1s.

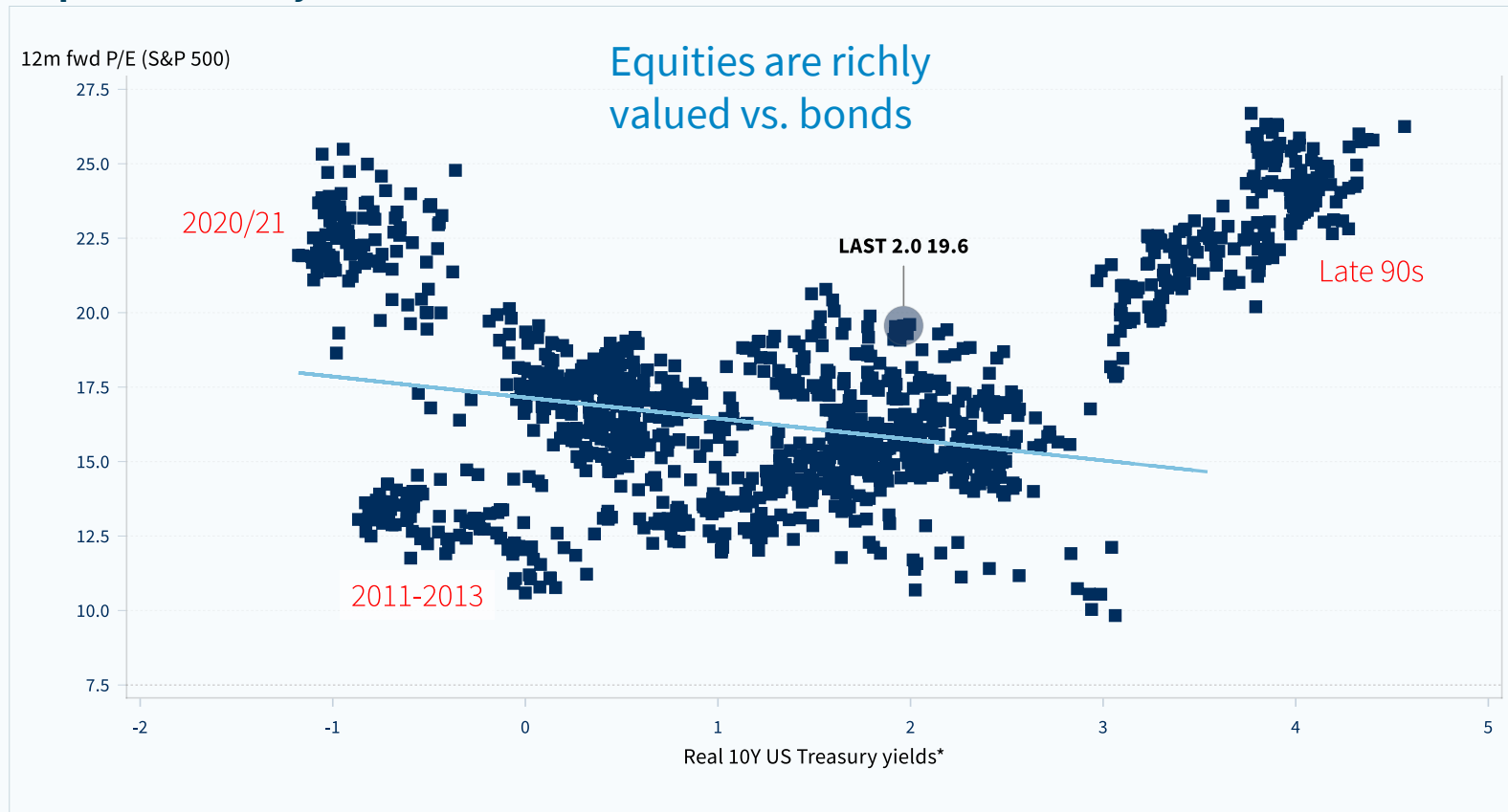
**High yield & AT1 registered the best returns YTD** (total return, rebased on 31 December 2022)



Source: Bloomberg, Macrobond, Kepler Cheuvreux

# Key call 3: increase duration; bonds attractively valued vs. equities

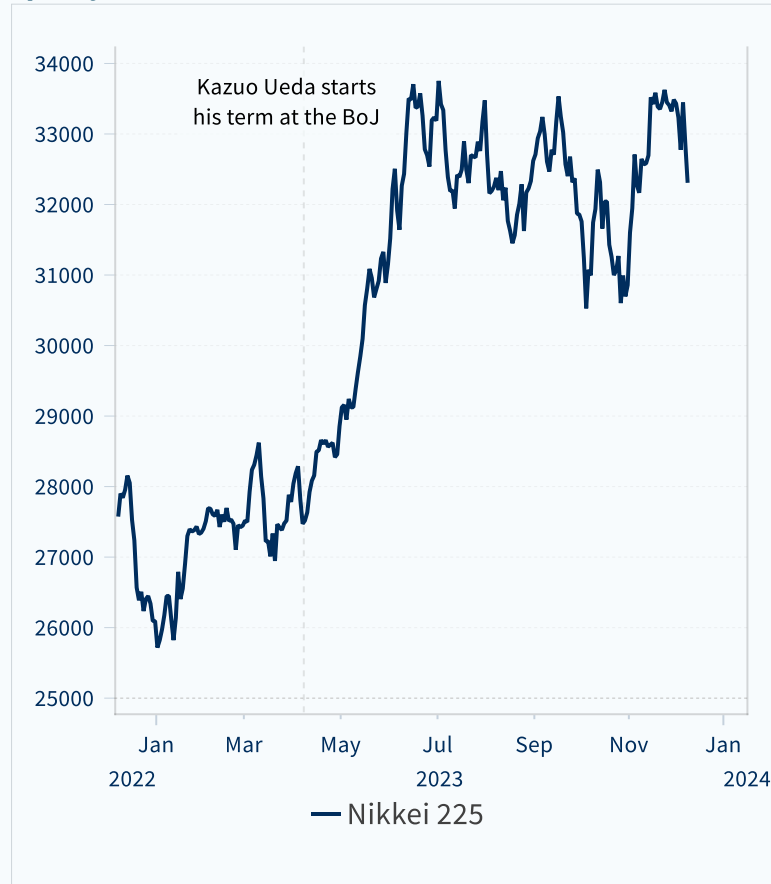
## Equities are richly valued vs. bonds



\* 10-year Treasury yields minus 10-year inflation breakeven. Source: Datastream, Bloomberg, Kepler Cheuvreux

# Key call 4: reduce Japanese equities; sell USDJPY

**The BoJ is exploring options to normalise monetary policy** (Nikkei 225)



Source: Macrobond, Kepler Cheuvreux

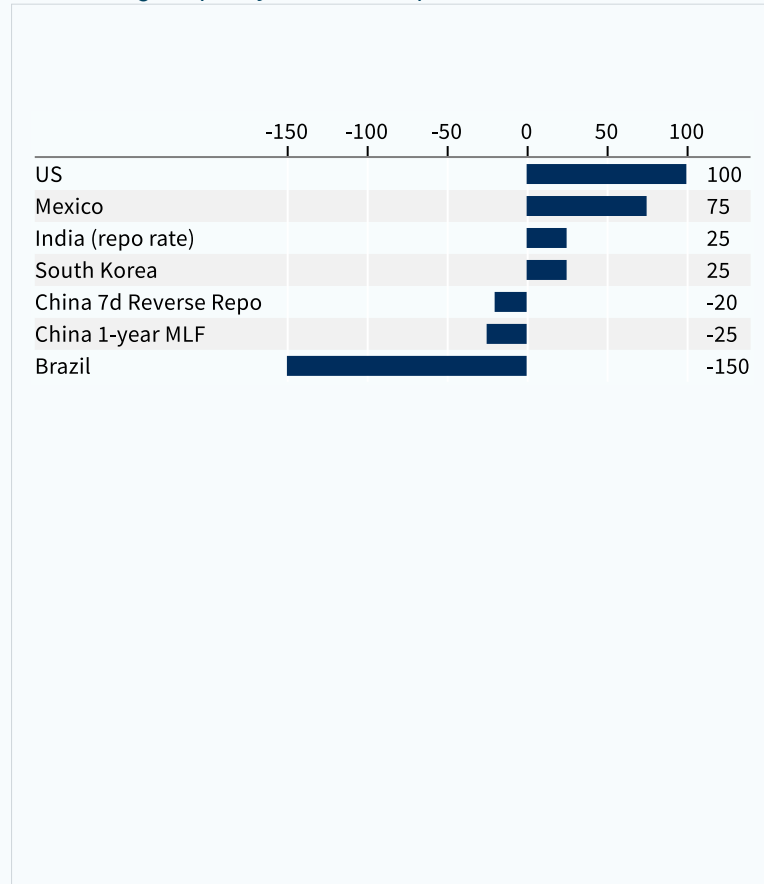
**Japanese equities are tightly correlated to currency movements** (1y correlation TPX / SPX vs USDJPY)



Source: Macrobond, Kepler Cheuvreux

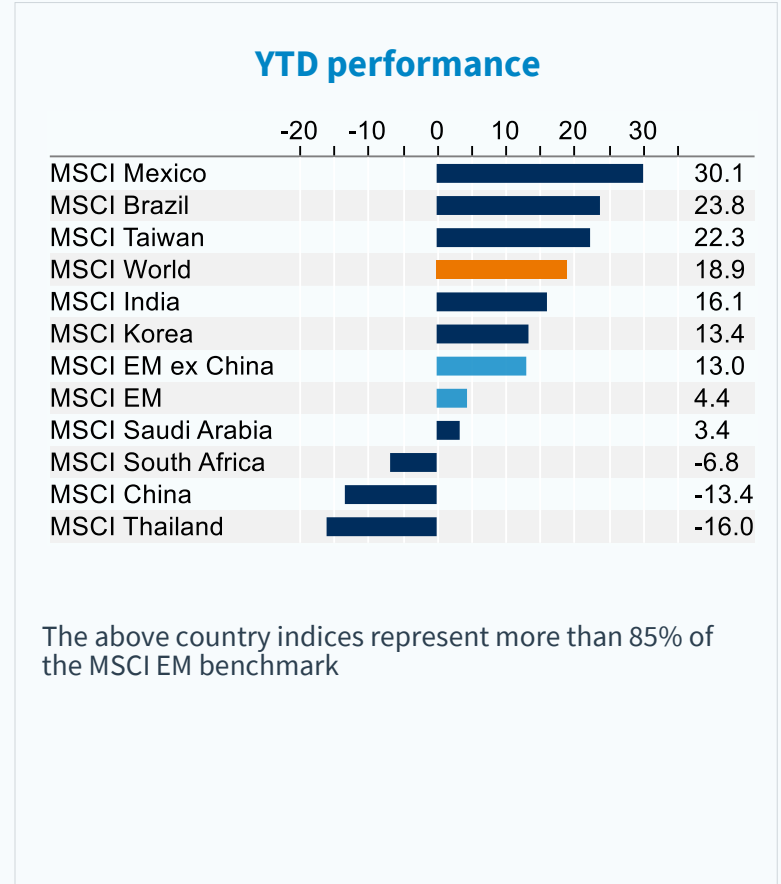
# Key call 5: Buy EM equities; manage China's risk carefully

## The monetary stance has started to turn more dovish in EM (change in policy rates YTD, bps)



Source: Bloomberg, Kepler Cheuvreux

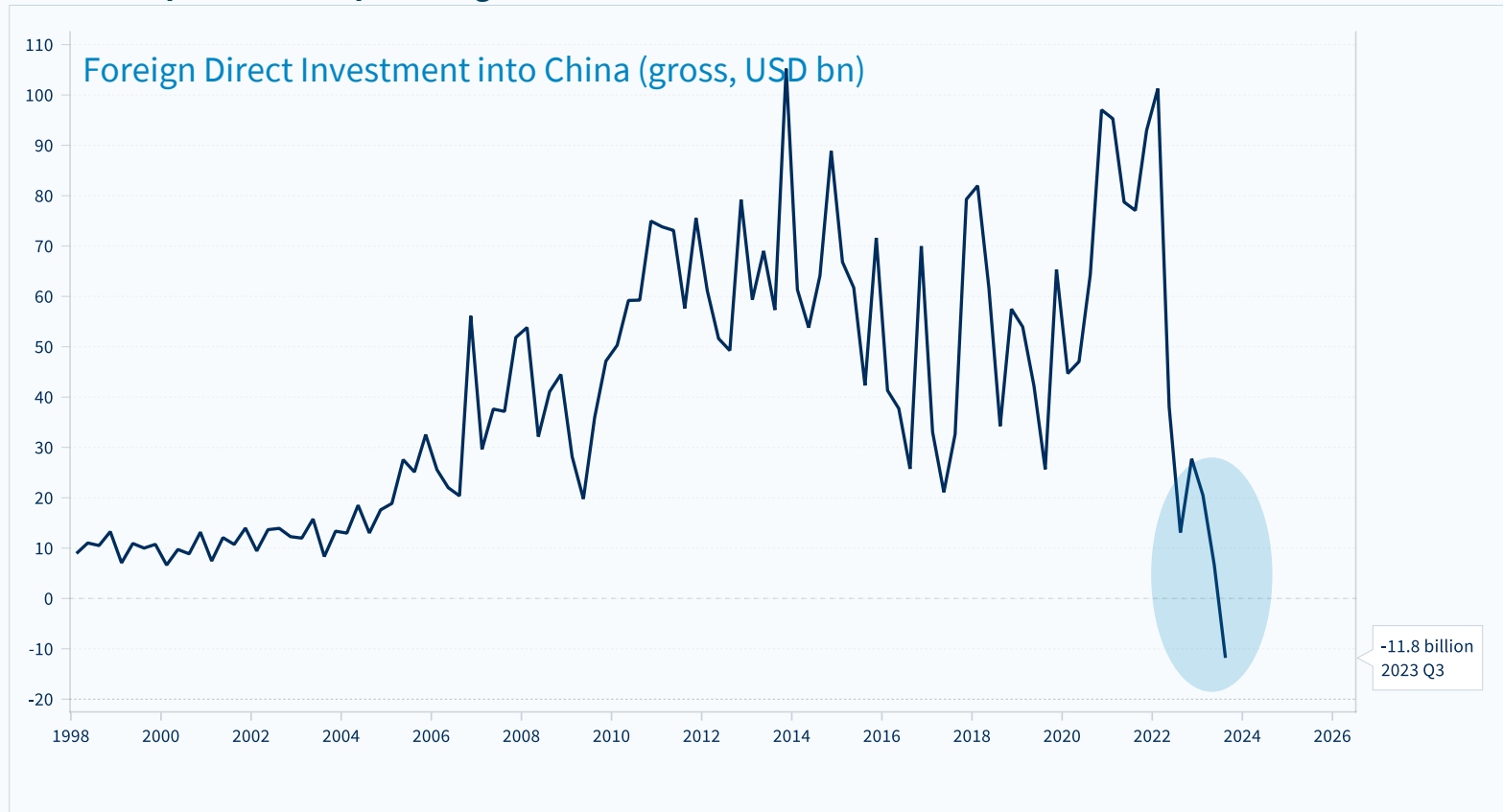
## LATAM has much more potential ahead (net total return, USD indices)



Source: Bloomberg, Kepler Cheuvreux

# Overcoming China's confidence deficit will take time

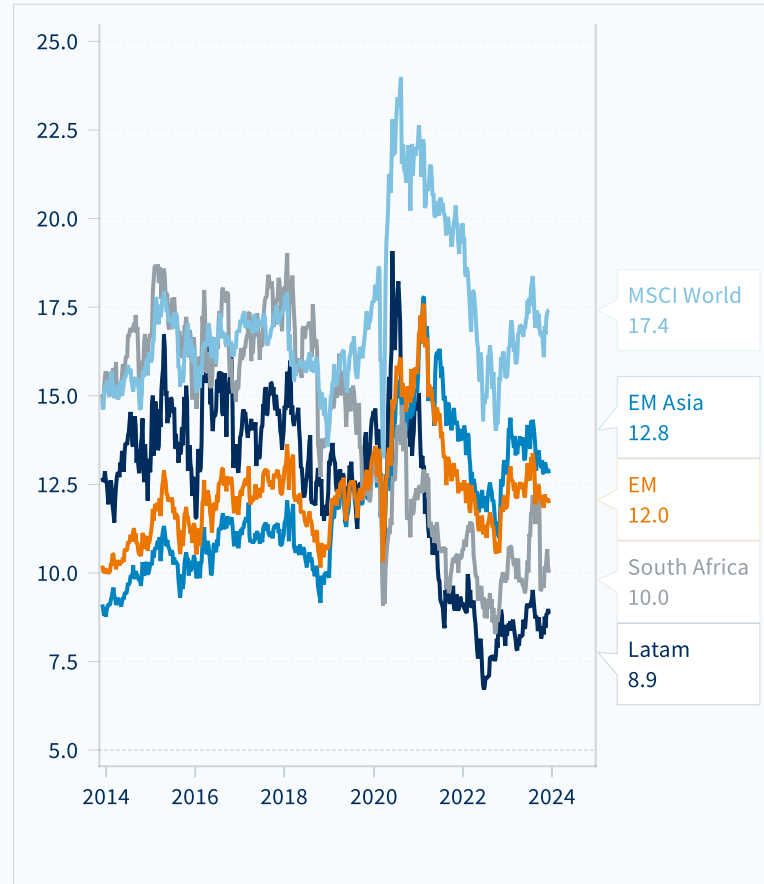
Global corporates are repatriating their assets from China for the first time in decades



Source: SAFE, Macrobond, Kepler Cheuvreux

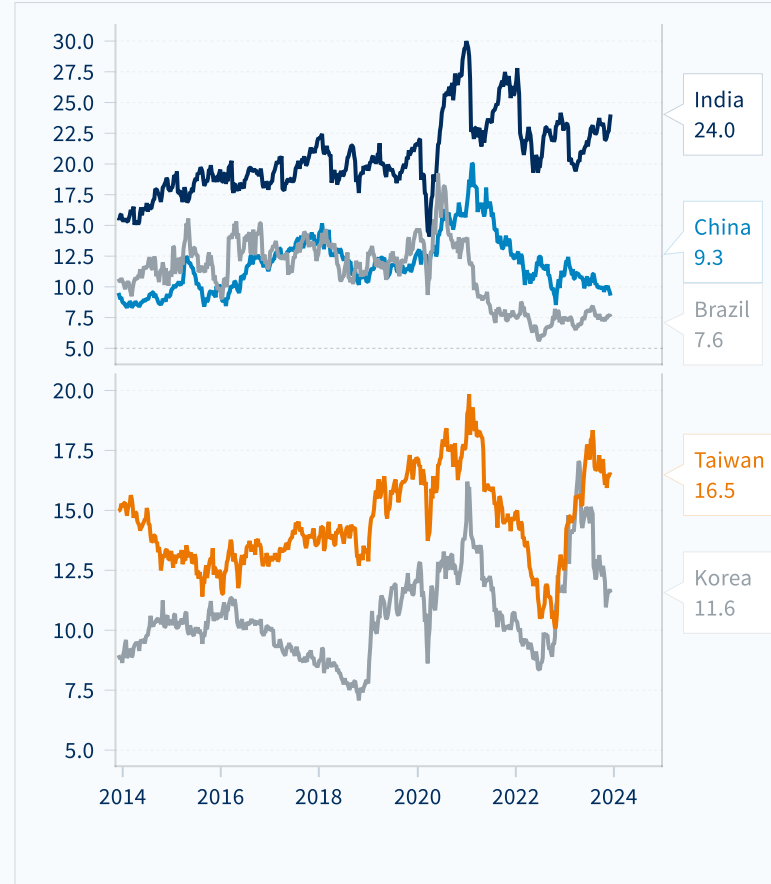
# China's valuation is close to the lows of the past decade. We structurally prefer Brazil/ India in core EM

### 12-month forward P/E (x)



Source: Bloomberg, Kepler Cheuvreux

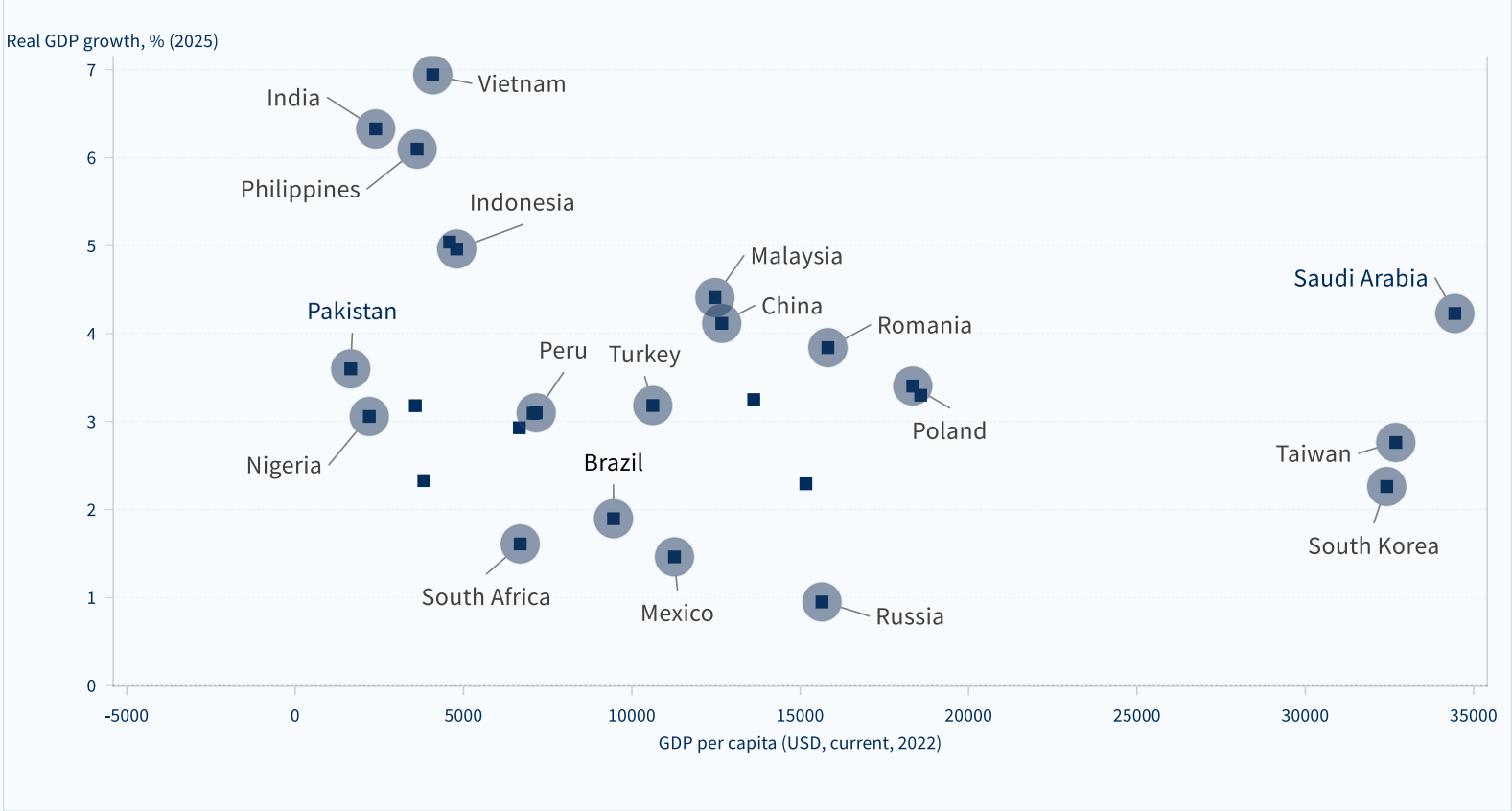
### 12-month forward P/E (MSCI country indices, x)



Source: Bloomberg, Kepler Cheuvreux

# EM Asia ex-China to experience high single-digit growth

## Poorest countries with good governance set to grow faster

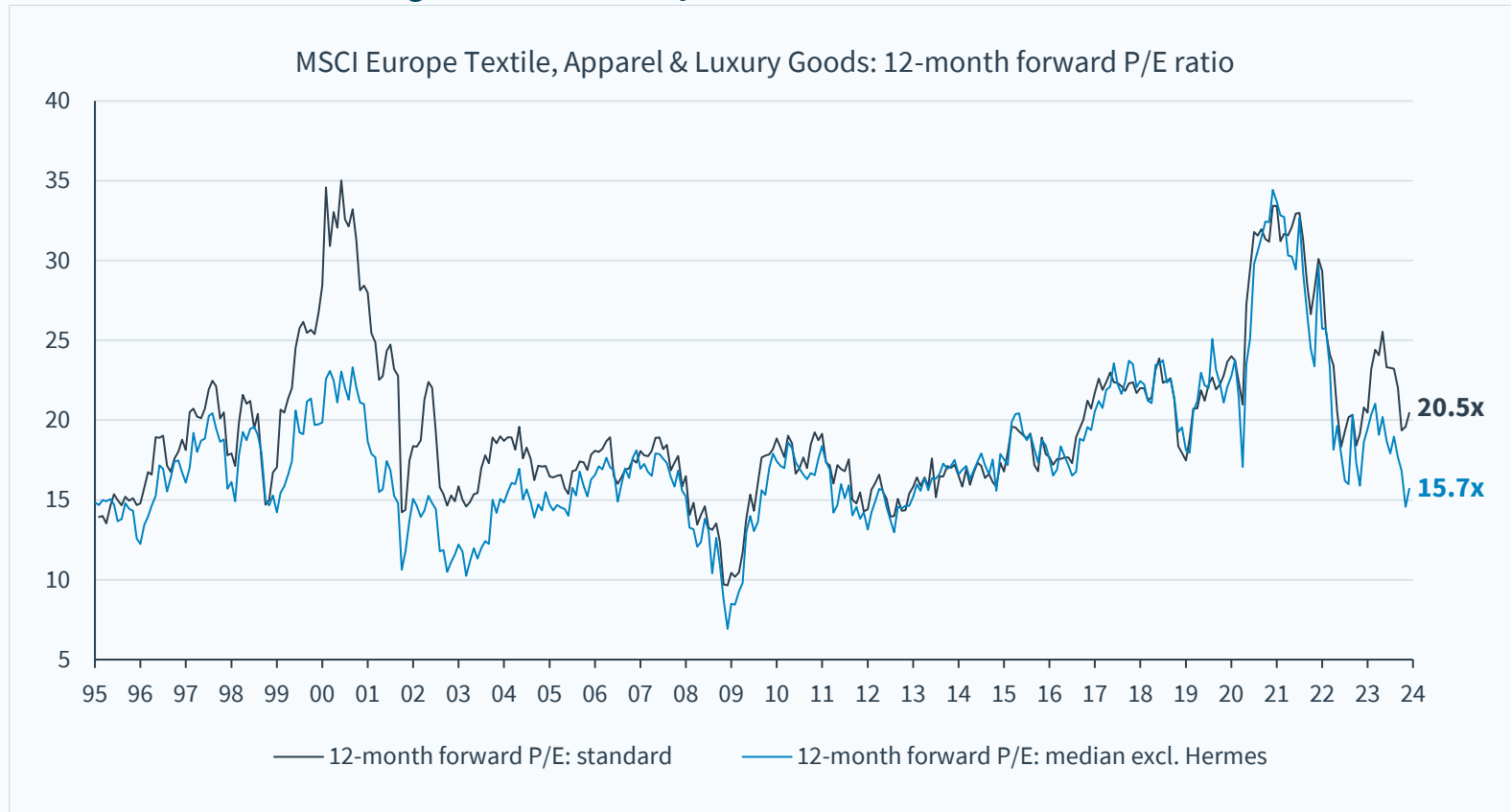


Forecasts are from the World Economic Outlook database. Source: IMF, Kepler Cheuvreux

# Key call 6: reweighting some growth sectors in European equities

*Luxury upgraded from UW to N*

## The forward Price-to-Earnings ratio of the Luxury Goods sector has normalised



Source: Datastream, Kepler Cheuvreux



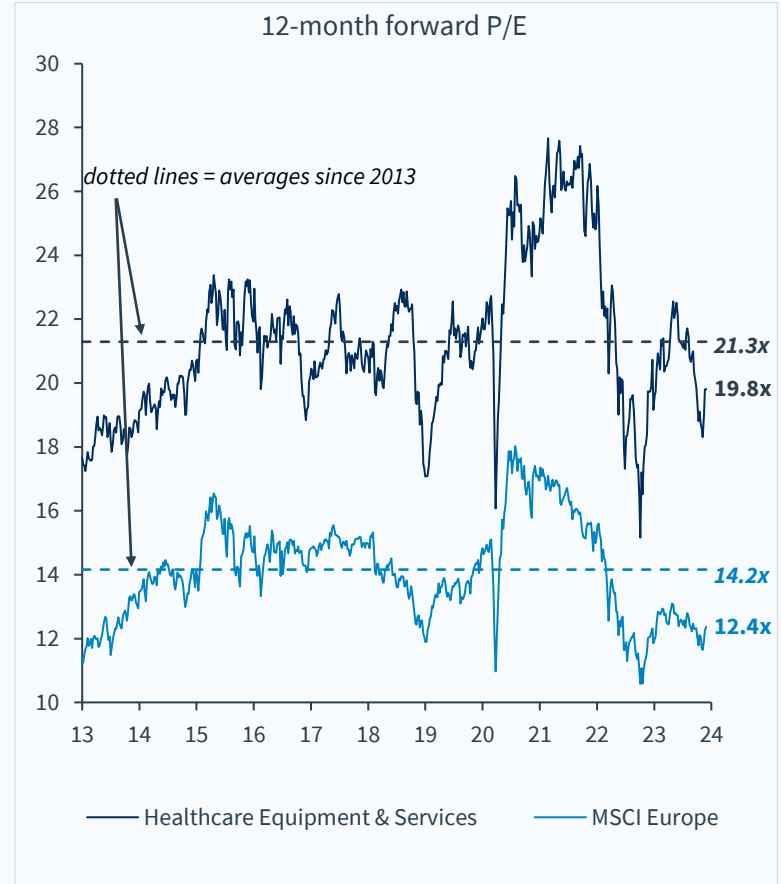
# We turn positive on Medtech: *Upgraded from UW to OW*

**The relative performance of the European Medtech sector and the 10Y Treasury yield**



Medtech = MSCI Europe Health Care Equipment & Services. Source: Datastream, Kepler Cheuvreux

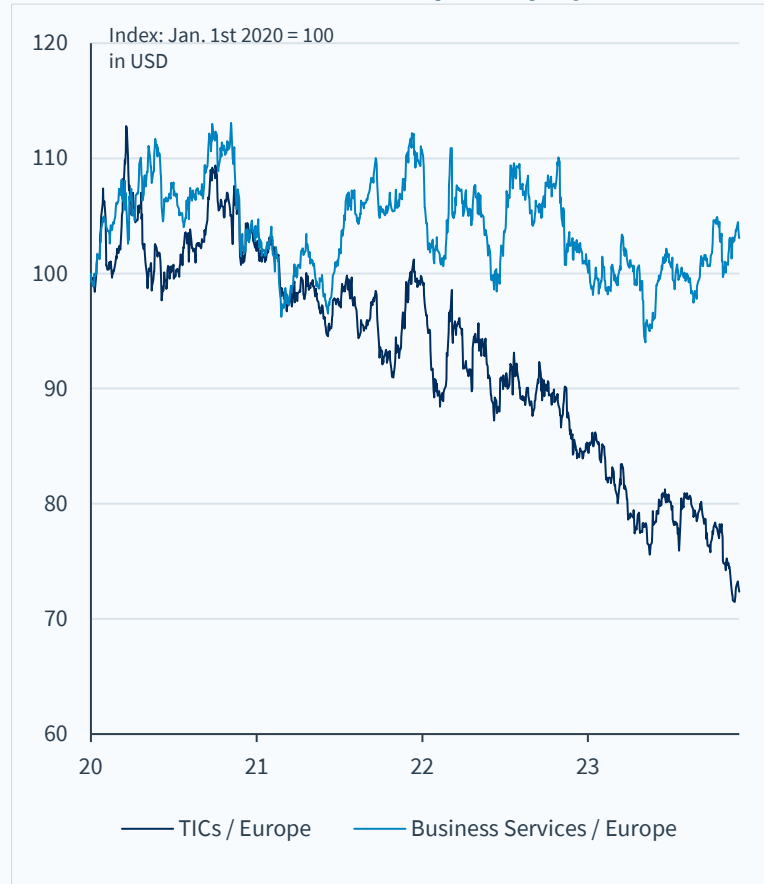
**The fwd P/E of the Medtech sector and the MSCI Europe**



MSCI Europe universe. Source: Datastream, Kepler Cheuvreux

# We turn positive on Business Services: *Upgraded from UW to OW*

**The relative performance of TICs and the broader business services sector in European equity**



TICs = Testing, Inspection and Certification stocks = Bureau Veritas, Intertek, SGS (market-cap weighted).  
Business Services = MSCI Europe Commercial & Professional Services. Source: Datastream, Kepler Cheuvreux

**The performance of TIC stocks since the pandemic**

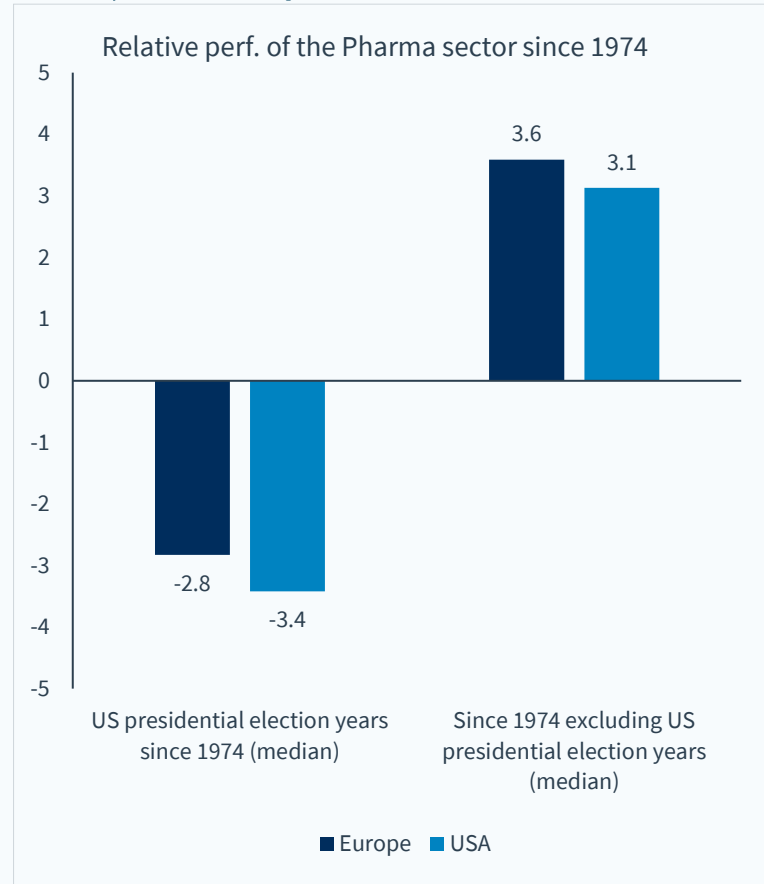


Source: Datastream, Kepler Cheuvreux

# We neutralise our rating on Pharmaceuticals, Biotech & Life Science

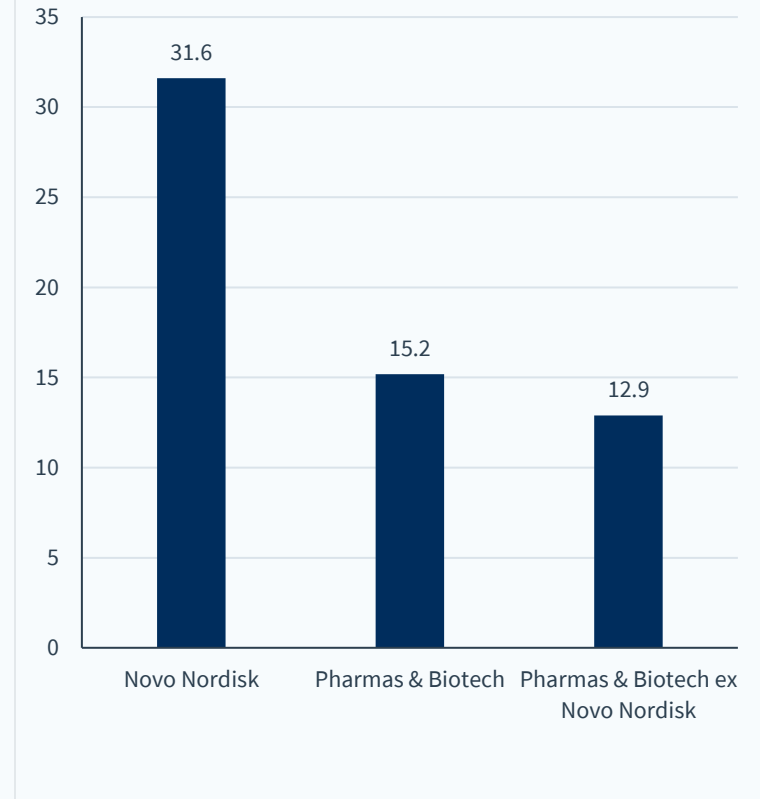
*Downgraded from OW to N*

Typically, election years tend to be tricky for pharma stocks, both in Europe and the US



Figures shown are the average annual relative price returns of the Pharmaceutical sector vs total market (local Datastream indices). Source: Datastream, Kepler Cheuvreux

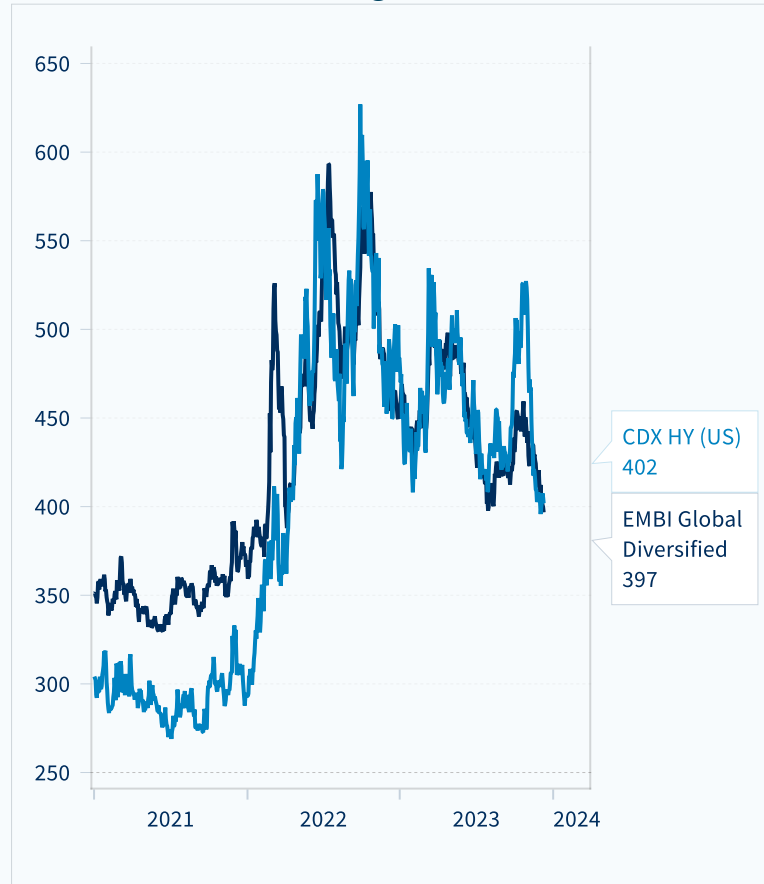
12-month forward P/E



Source: MSCI, Datastream, Kepler Cheuvreux

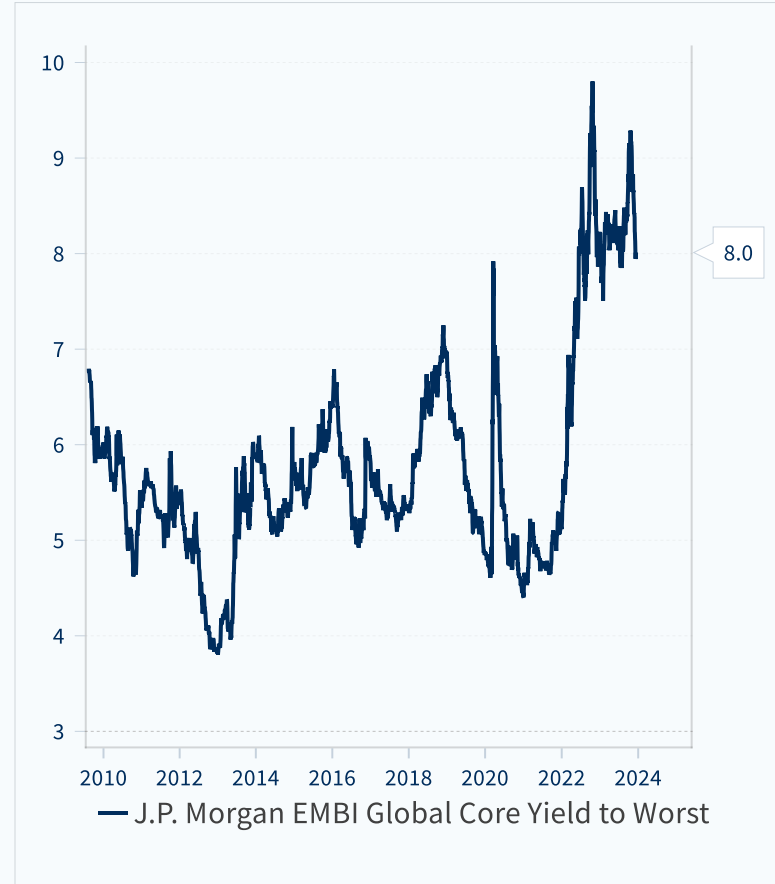
# Key call 7: EM sovereign credit in hard currency - attractive yields...

### Spreads vs. Treasuries tightened but...



Source: Bloomberg, Kepler Cheuvreux

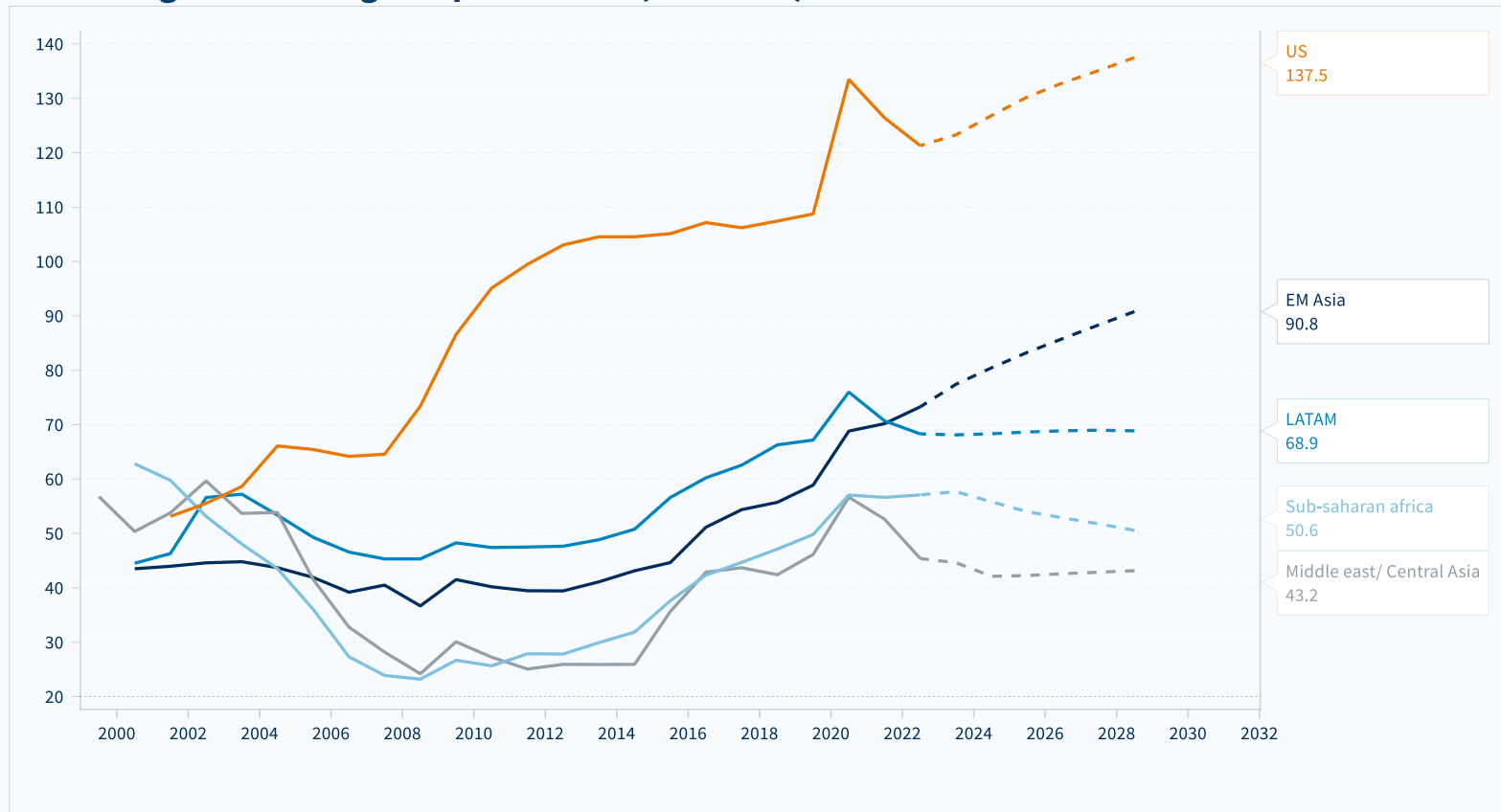
### ...yields are above 8%, while credit risks are highly manageable



Source: Bloomberg, Kepler Cheuvreux

# ...and limited credit risks as Treasury yields edge lower

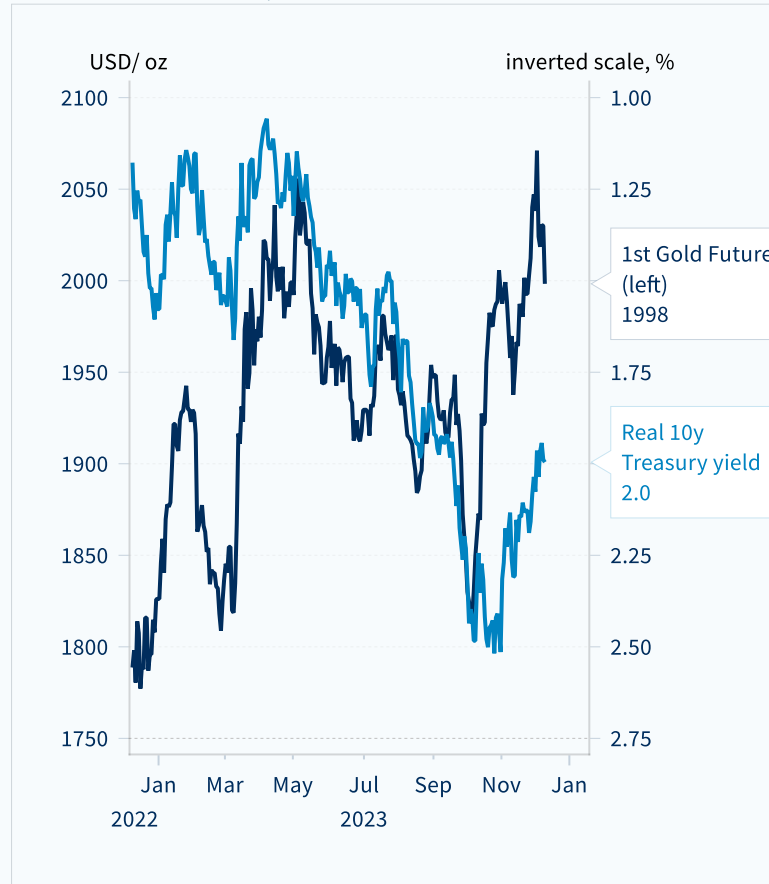
## General government gross public debt (% of GDP)



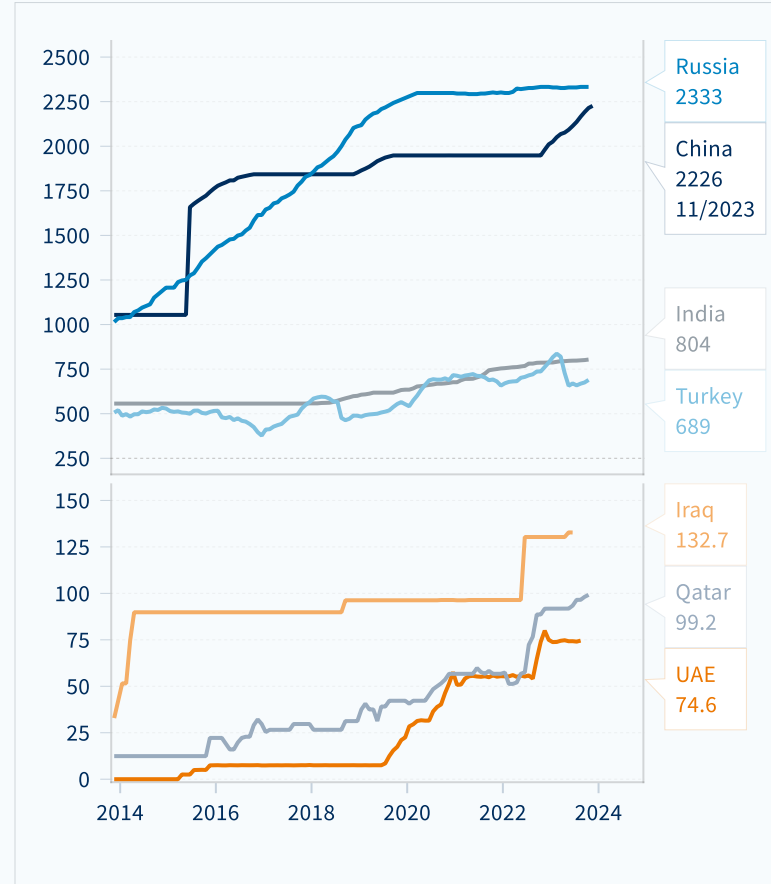
Forecasts are from the World Economic Outlook database. Source: IMF, Kepler Cheuvreux

# Key call 8: gold, a bond proxy chased by EM central banks

## Lower real yields, a tailwind for Gold



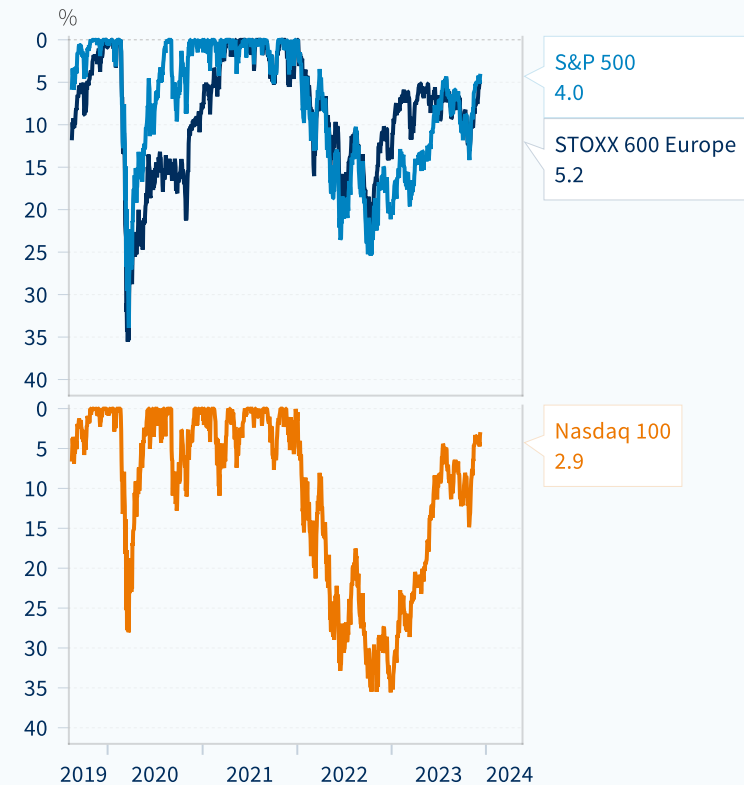
## Gold purchases from EM central bank have proved supportive



# Summing up: equity markets are almost back to all-time highs; diversification is key

- **Key call 1:** bull steepening of the EUR yield curve
- **Key call 2:** IG credit, bank tier 2, corporate hybrids
- **Key call 3:** increase bond duration
- **Key call 4:** reduce Japanese equities
- **Key call 5:** EM equities, prefer Brazil/ India in core EM
- **Key call 6:** reweighting some growth sectors in European equities
- **Key call 7:** OW EM sovereign credit in hard currency
- **Key call 8:** buy gold in commodities

**Drawdown** (distance from previous market peak, price index, %)



# Sections

## **Week ahead**

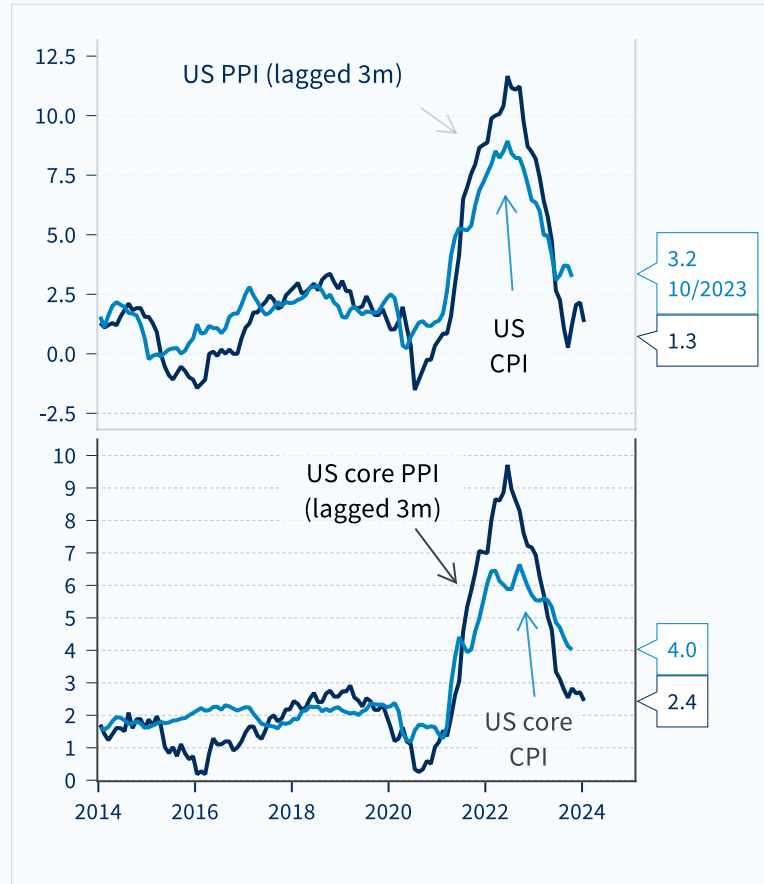
- US CPI
- Fed/ ECB meetings





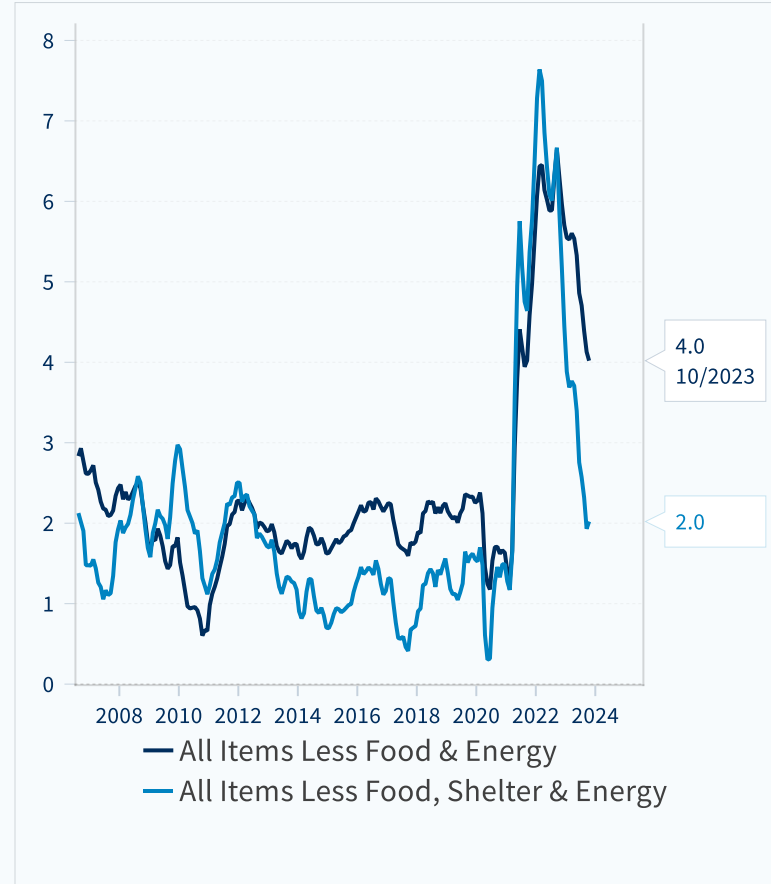
# US CPI has room to keep decelerating with oil prices falling fast

### Headline CPI on the way down



Source: Bloomberg, Macrobond, Kepler Cheuvreux

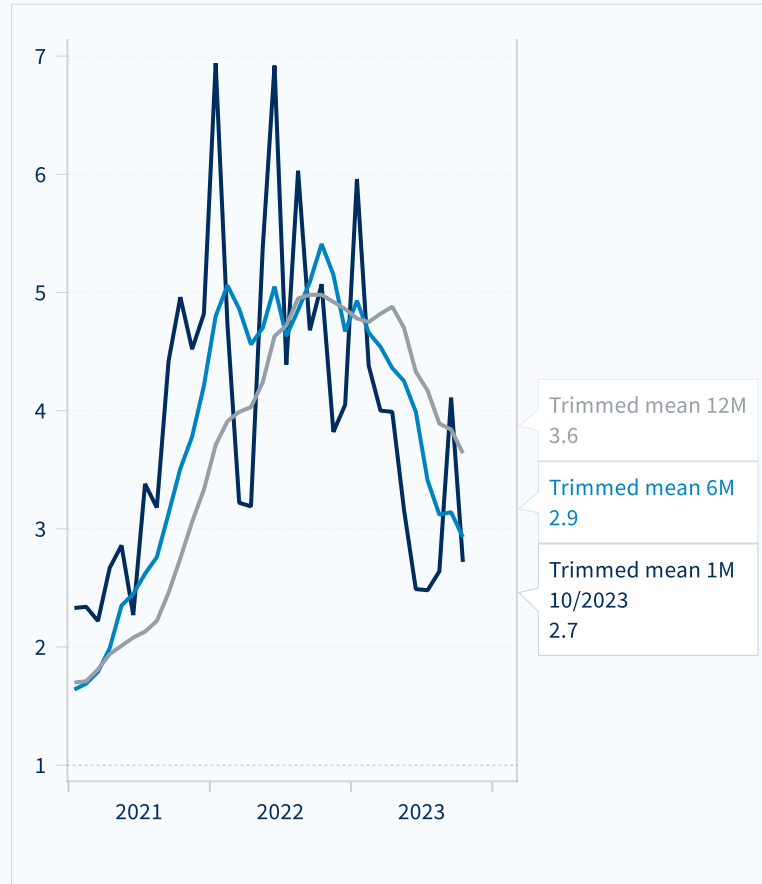
### Shelter: the main culprit behind the above-target CPI



Source: IMF, Macrobond, Kepler Cheuvreux

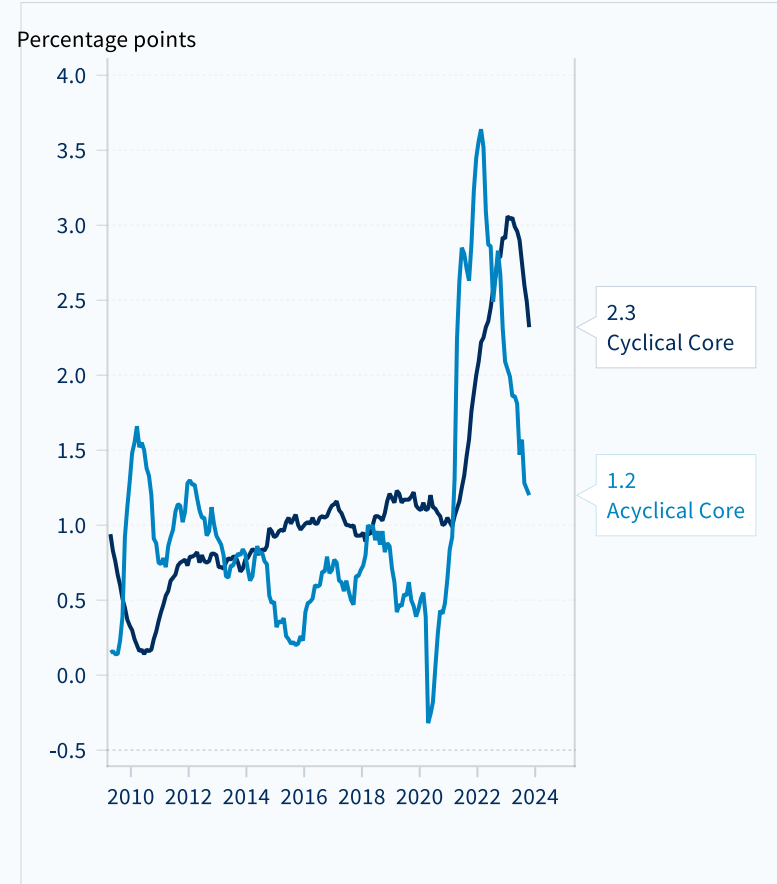
# Every measure of US inflation suggests this is an issue of the past

### Trimmed mean measures of inflation from the Fed Dallas



Annualized rates. Source: Fed Dallas, Macrobond, Kepler Cheuvreux

### Contributions from cyclical and acyclical sources of inflation to the core PCE deflator in the US



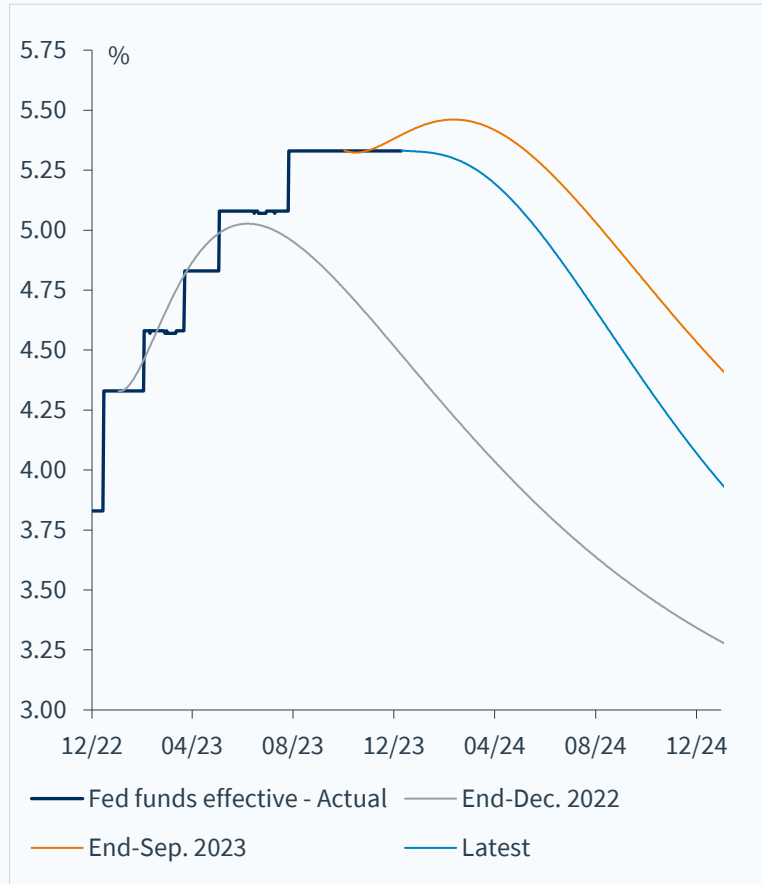
Source: FRBSF, Macrobond, Kepler Cheuvreux

# Fed and ECB previews: holding, not yet explicitly turning (1/2)

- **The outcome of this week's Fed and ECB meetings are not in doubt. Both central banks are unanimously expected to leave rates unchanged, and we do not see any reason to disagree. We thus expect the Fed funds target range to be maintained at 5.25-5.50%, and the ECB deposit rate to remain at 4.00%.**
- **That said, with several of the hawkish-leaning, influential members of the FOMC, and the ECB Governing Council having become much less anxious as regards inflationary risks recently, communication on the monetary policy outlook will need to be closely watched.** In the US, indeed, Governor Waller acknowledged that he was increasingly confident that the Fed has done enough and did not totally dismiss the possibility of cutting rates as early as in the first half of 2024. In the eurozone, Isabel Schnabel judged that a further rate increase had become "rather unlikely", and, by calling for data-dependency going forward when questioned on the possibility of a rate cut in the coming months, she sounded surprisingly pragmatic.
- **We expect this week's meetings to give additional evidence that the tightening cycle has come to an end in both the US and the eurozone.** Regarding the Fed, it is likely that the statement will be amended to signal that an additional firming of the policy stance has become an even more remote possibility. Importantly, also, we think that, on the back of a more favourable view of inflation prospects, the "dot plot" will imply that the peak in the hiking cycle has been reached. In fact, we expect both the median dot for end-2023, and end-2024 to be revised down by 25bps, to 5.375% and 4.875% respectively. As for the ECB, while the broad guidance on future policy steps was already quite neutral, the new macroeconomic projections are likely to confirm that the policy stance will not need to be tightened further. Thanks to lower-than-expected inflation numbers recently, more favourable assumptions on energy prices, and a somewhat weaker growth outlook, we think they are likely to show inflation coming back at the 2% target in 2025 (vs. 2.1% YOY in September).
- **However, we expect the Fed and the ECB to tread cautiously as far as policy prospects for next year are concerned, and, following the large, repricing of investors' expectations seen over recent weeks, they will likely be wary of striking an overly dovish note.** While both central banks will acknowledge the progresses made on the inflation front, they will take care of not sounding the all-clear. Chair Powell is likely to stress that, with US growth having yet to slow down materially, and a labour market that is still tight, the Fed cannot yet be sure that inflation will return to a level consistent with its target on a sustained basis. As for the ECB, President Lagarde can be expected to emphasise that the risk remains that that high labour costs will hamper disinflation going forward. **That said, our perception is that, at this juncture, it would probably take forceful pushback for investors to significantly reassess their expectations of monetary policy prospects, which we do not expect.**
- In the case of the ECB, another hot topic of this week's meeting will be its bond holdings. Lagarde clearly suggested recently that PEPP reinvestments will start being discussed this week as a large number of ECB members are calling for terminating the full reinvestment policy before end-2024 (as currently planned). However, while it is increasingly likely that the ECB will switch to partial reinvestments in the early part of 2024, we expect a firm decision to be taken only in January, or March when the ECB will also conclude the review of its operational framework. Going forward, one important question on this front will be whether the reduction in bond holdings will continue once policy rates start being cut. This is a question the Fed will also need to answer.

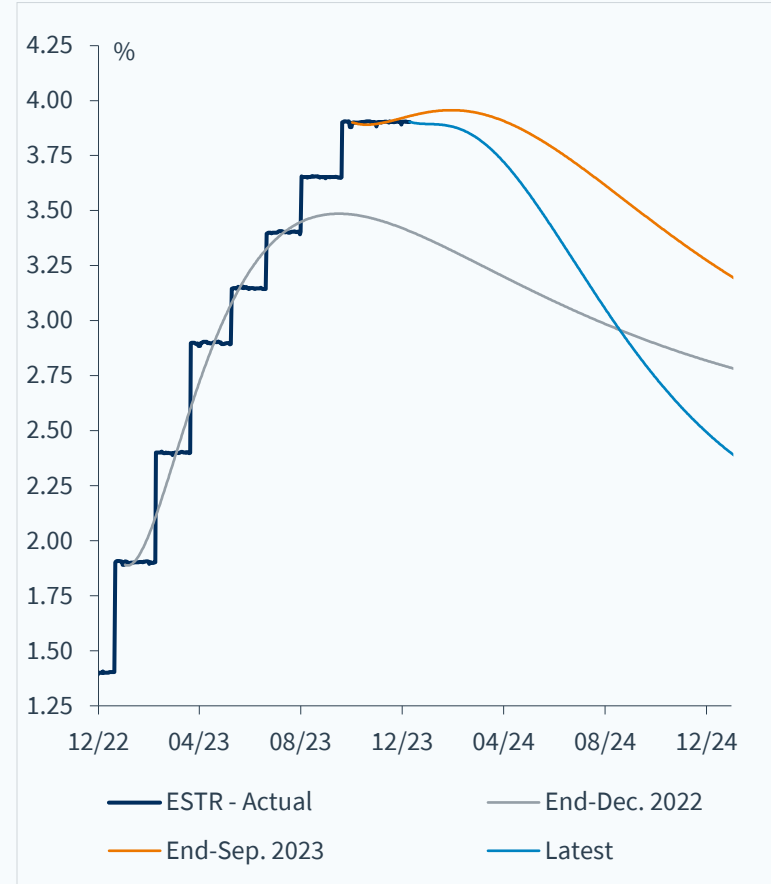
# Fed and ECB previews: holding, not yet explicitly turning (2/2)

**Market-based expectations of the Fed funds rate**



Source: Bloomberg, Kepler Cheuvreux

**Market-based expectations of the ECB deposit rate**



Source: Bloomberg, Kepler Cheuvreux

# Sections

Global asset allocation  
European equity sector allocation



# Strategic asset allocation: prefer fixed income & credit vs. equities

## EQUITIES (UW) 45%

- US 25%
- Europe 10%
- Japan 0% (-5)
- EM 10% (+5)

- Equities downgraded to slight Underweight in early October; US equities at slight Underweight; Europe at Neutral
- We remain exposed to EM (ex-China) on the back of the higher growth potential. We reduced Japan.

## Fixed Income (N) 25%

- US (7-10Y) 15%
- Europe (7-10Y) 10%  
(Germany, UK)

- In early October, we reinforced Govies to take advantage of higher yields. In Europe, we took profits on Italy and switched to Germany.

## CREDIT (OW) 25%

- IG \$ 10%
- IG € 10%
- EM debt 5%

- Our stance on credit stands at OW, with a preference for IG vs. HY
- IG credit: an attractive risk-reward as yields stand near 15-year highs
- HY is exposed to the growth deceleration and the rise in default rates
- We have balanced US credit and European credit.
- We recently reinitiated the position on EM debt with spreads above 400 bp and risks in check

## COMMODITIES (N) 5%

- Gold 5%
- Commodities 0%

- We stay invested in gold on the back of troubled geopolitics and lower expected yields going forward.

## CASH (N) 0%

## FX

- USD long (15%)

- **We recently increased our short EURUSD exposure, from 10% to 15%, when the EURUSD above 1.09.**

OW stands for Overweight; UW for Underweight. \* Benchmark: 50% MSCI ACWI & 50% Bloomberg Global Aggregate

# Equity sector allocation (1/2)

| Sector                                       | Strong UW | UW    | N | OW | Strong OW | Rationale  | Weight in MSCI EUROPE | P/E (12mf)  | P/B (12mf) | Div. yield (12mf) | Beta 2Y     |
|--|-----------|-------|---|----|-----------|--|-----------------------|-------------|------------|-------------------|-------------|
| <b>Communication Services</b>                |           |       |   | ●  |           | <b>Defensive, attractive dividend yield</b>  | <b>3.2%</b>           | <b>13.4</b> | <b>1.3</b> | <b>4.7%</b>       | <b>0.78</b> |
| Media & Entertainment                        |           | ●     |   |    |           | Heterogeneous sector but bulk is cyclical and therefore exposed to the ad spending downturn.                             | 0.9%                  | 14.7        | 1.8        | 3.0%              | 1.10        |
| Telecom Services                             |           |       |   |    | ●         | Relative winner in disinflation. Cautious capital allocation. Upside risk on EU regulatory stance towards consolidation. | 2.3%                  | 13.0        | 1.1        | 5.3%              | 0.66        |
| <b>Consumer discretionary</b>                |           | ● → ● |   |    |           | <b>Cyclical nature (vulnerable to slowdown) but valuations discounting further pain</b>                                  | <b>10.6%</b>          | <b>11.9</b> | <b>1.6</b> | <b>3.2%</b>       | <b>1.32</b> |
| Automobiles & Components                     | ● → ●     |       |   |    |           | Margins under pressure and very competitive BEV market but support from low valuations + strong cash returns             | 2.7%                  | 5.4         | 0.7        | 5.9%              | 1.30        |
| Consumer Durables & Apparel                  |           | ● → ● |   |    |           | Late-cyclical, not recession-proof. Still, bond yields have peaked and valuations have normalised. Upside risk = China   | 4.8%                  | 20.0        | 3.4        | 2.3%              | 1.37        |
| Consumer Services                            |           | ●     |   |    |           | Post re-opening boom. Disinflation to bite.  | 1.8%                  | 20.5        | 3.3        | 2.4%              | 1.14        |
| Consumer Discretionary Distribution & Retail |           |       |   | ●  |           | Resilient demand (small ticket items). Margin tailwinds. Valuations back to LT average                                   | 1.4%                  | 16.0        | 2.4        | 2.3%              | 1.35        |
| <b>Consumer Staples</b>                      |           |       |   | ●  |           | <b>Appealing defensive characteristics, preference for Food &amp; Beverages</b>  | <b>11.9%</b>          | <b>16.4</b> | <b>2.8</b> | <b>3.3%</b>       | <b>0.69</b> |
| Consumer Staples Distribution & Retail       |           |       | ● |    |           | Defensive value, neutral valuation. Risk that disinflation impacts margins.  | 0.9%                  | 11.8        | 1.5        | 4.1%              | 0.77        |
| Food, Beverage & Tobacco                     |           |       |   |    | ●         | Defensive-growth sector. Valuation has come back to neutral. Easing raw mats pressure.                                   | 7.5%                  | 16.1        | 2.7        | 3.4%              | 0.66        |
| Household & Personal Product                 |           |       | ● |    |           | Defensive sector but valuation not reflecting new bond yield context (compared to Food).                                 | 3.5%                  | 19.0        | 3.9        | 2.9%              | 0.73        |
| <b>Energy</b>                                |           |       |   | ●  |           | <b>Renewable development slower than expected. Balance sheet strength. Geopolitical hedge. Dividend yield.</b>           | <b>5.9%</b>           | <b>7.0</b>  | <b>1.1</b> | <b>5.1%</b>       | <b>0.84</b> |
| <b>Financials</b>                            |           |       | ● |    |           | <b>Strong dividends and rather healthy capital ratios</b>  | <b>18.0%</b>          | <b>7.9</b>  | <b>0.9</b> | <b>6.3%</b>       | <b>1.15</b> |
| Banks  |           |       |   | ●  |           | EPS peak but still attractive shareholder returns and valuation discount already factoring in severe recession           | 8.3%                  | 6.1         | 0.7        | 8.4%              | 1.20        |
| Financial Services                           |           | ●     |   |    |           | Mixed-bag sector, private equity tail risks, higher bond yields not favourable to the sector                             | 4.3%                  | 12.3        | 1.1        | 2.8%              | 1.23        |
| Insurance                                    |           |       | ● |    |           | Better fairly valued relative to banks. Private equity tail risks.   | 5.4%                  | 9.6         | 1.5        | 5.8%              | 1.00        |
| <b>Europe</b>                                |           |       |   |    |           |  | <b>-</b>              | <b>12.4</b> | <b>1.7</b> | <b>3.8%</b>       | <b>-</b>    |

As of 04/12/2023. Source: MSCI, Datastream, Kepler Cheuvreux

# Equity sector allocation (2/2)

| Sector                                     | Strong UW | UW | N | OW | Strong OW | Rationale  | Weight in MSCI EUROPE | P/E (12mf) | P/B (12mf) | Div. yield (12mf) | Beta 2Y |
|--|-----------|----|---|----|-----------|--|-----------------------|------------|------------|-------------------|---------|
| <b>Healthcare</b>                          |           |    | ● | ←  | ●         | <b>Defensive/quality feature. Preference for Medtechs</b>  | 15.5%                 | 15.7       | 3.2        | 2.7%              | 0.70    |
| Healthcare Equipment & Services            |           | ●  | → | ●  |           | Peak in bond yields is a relief for this growth sector. Cyclical over past two years, but historically resilient in slowdowns. | 2.3%                  | 19.8       | 1.9        | 2.1%              | 1.07    |
| Pharmaceuticals & Biotechnology            |           |    | ● | ←  | ●         | Probably the most defensive sector. Novo Nordisk risk after strong performance. US elections years can be tricky.              | 13.2%                 | 15.2       | 3.7        | 2.9%              | 0.64    |
| <b>Industrials</b>                         |           | ●  |   |    |           | <b>Late cyclical (in current business cycle), monetary policy effects with a lag</b>   | 15.4%                 | 16.6       | 2.9        | 2.7%              | 1.16    |
| Capital Goods                              |           | ●  |   |    |           | Mega-trends driving the sector but likely not immune to monetary cycle. Awaiting an entry point.                               | 12.1%                 | 16.2       | 2.9        | 2.6%              | 1.22    |
| Commercial & Professional Services         |           | ●  | → | ●  |           | Mixed-bag but overall low-beta and "all weather" stocks (earnings visibility). TICs look appealing.                            | 2.1%                  | 19.6       | 5.5        | 2.5%              | 0.87    |
| Transportation                             |           |    | ● |    |           | No restocking in sight yet and US macro risks increasing   | 1.3%                  | 16.5       | 1.7        | 3.3%              | 1.11    |
| <b>Information Technology</b>              |           |    | ● |    |           | <b>Prefer Software over Semis.</b>   | 7.2%                  | 22.0       | 4.2        | 1.4%              | 1.35    |
| Software & Services                        |           |    | ● |    |           | Booming 2023, valuations no longer attractive, late cyclical.  | 2.5%                  | 22.5       | 3.7        | 1.5%              | 1.17    |
| Technology, Hardware & Equipment           |           |    | ● |    |           | Small segment within IT, valuations are close to historical bottom. Capex cycle unlikely to recover soon.                      | 0.8%                  | 13.8       | 1.6        | 3.0%              | 1.14    |
| Semiconductors                             |           | ●  |   |    |           | Global restocking cycle has already been anticipated for the last 12 months. No big valuation support.                         | 3.9%                  | 24.4       | 6.9        | 1.1%              | 1.56    |
| <b>Materials</b>                           |           |    | ● |    |           | <b>Significant Chinese exposure on which sentiment is already depressed but weakening global growth coming.</b>                | 7.1%                  | 13.8       | 1.6        | 3.7%              | 1.11    |
| Chemicals                                  |           |    |   | ●  |           | Mixed sector with large quality-defensive stocks but also early cyclicals. Destocking customer process well advanced.          | 3.4%                  | 19.5       | 2.1        | 3.0%              | 1.09    |
| Construction Materials                     |           | ●  |   |    |           | Vulnerable to weakening US investment, margins at risk.  | 0.9%                  | 11.1       | 1.3        | 3.4%              | 1.14    |
| Containers & Packag., Paper & Forest Prod. |           |    | ● |    |           | Global growth play, consumer-derivative  | 0.6%                  | 16.0       | 1.3        | 3.6%              | 1.15    |
| Metals & Mining                            |           |    |   | ●  |           | Sentiment on China depressed. A US recession would help China lower rates.   | 2.1%                  | 9.9        | 1.3        | 4.9%              | 1.15    |
| <b>Real Estate</b>                         |           |    |   | ●  |           | <b>Real yields peaking, implicit assets' valuation depressed but stock picking key to avoid weak balance-sheets</b>            | 0.9%                  | 12.8       | 0.8        | 4.7%              | 1.27    |
| <b>Utilities</b>                           |           |    |   | ●  |           | <b>Defensive and key enabler of energy transition, high dividend yield. Renewables' valuation has normalised</b>               | 4.4%                  | 12.3       | 1.5        | 5.2%              | 0.82    |
| <b>Europe</b>                              |           |    |   |    |           |  | -                     | 12.4       | 1.7        | 3.8%              | -       |

As of 04/12/2023. Source: MSCI, Datastream, Kepler Cheuvreux



# Disclaimer

## Legal and disclosure information

This research report or summary ("Research") has been prepared by Kepler Cheuvreux or one of its affiliates or branches (collectively referred to as "KEPLER CHEUVREUX"). The term "KEPLER CHEUVREUX" shall, unless the context otherwise requires, mean each of KEPLER CHEUVREUX and its affiliates, subsidiaries and related companies (see "Regulators" table below).

All prices are those current at the end of the previous trading session unless otherwise indicated. Prices are sourced from local exchanges via ThomsonReuters or Bloomberg unless otherwise indicated. Data is sourced from KEPLER CHEUVREUX and subject companies.

### Organizational and administrative arrangements to avoid and prevent conflicts of interests

KEPLER CHEUVREUX promotes and disseminates independent investment research and have implemented written procedures designed to identify and manage potential conflicts of interest that arise in connection with its research business, which are available upon request. The KEPLER CHEUVREUX research analysts and other staff involved in issuing and disseminating research reports operate independently of KEPLER CHEUVREUX Investment Banking business. Information barriers and procedures are in place between the research analysts and staff involved in securities trading for the account of KEPLER CHEUVREUX or clients to ensure that price sensitive information is handled according to applicable laws and regulations.

It is KEPLER CHEUVREUX' policy not to disclose the rating to the issuer before publication and dissemination. Nevertheless, this document, in whole or in part, and with the exclusion of ratings, target prices and any other information that could lead to determine its valuation, may have been provided to the issuer prior to publication and dissemination, solely with the aim of verifying factual accuracy.

Please refer to [www.keplercheuvreux.com](http://www.keplercheuvreux.com) for further information relating to research and conflict of interest management

### Analyst disclosures

The functional job title of the person(s) responsible for the recommendations contained in this report is Equity/Credit Research Analyst unless otherwise stated on the cover.

**Regulation AC - Analyst Certification:** Each Equity/Credit Research Analyst(s) listed on the front-page of this report, principally responsible for the preparation and content of all or any identified portion of this research report hereby certifies that, with respect to each issuer or security or any identified portion of the report with respect to an issuer or security that the equity research analyst covers in this research report, all of the views expressed in this research report accurately reflect their personal views about those issuer(s) or securities. Each Equity/Credit Research Analyst(s) also certifies that no part of their compensation was, is, or will be, directly or indirectly, related to the specific recommendation(s) or view(s) expressed by that equity research analyst in this research report.

Each Equity/Credit Research Analyst certifies that he is acting independently and impartially from KEPLER CHEUVREUX shareholders, directors and is not affected by any current or potential conflict of interest that may arise from any KEPLER CHEUVREUX activities.

**Analyst Compensation:** The research analyst(s) primarily responsible for the preparation of the content of the research report attest that no part of the analyst's(s') compensation was, is or will be, directly or indirectly, related to the specific recommendations expressed by the research analyst(s) in the research report. The research analyst's(s') compensation is, however, determined by the overall economic performance of KEPLER CHEUVREUX.

**Registration of non-US Analysts:** Unless otherwise noted, the non-US analysts listed on the front of this report are employees of KEPLER CHEUVREUX, which is a non-US affiliate and parent company of Kepler Capital Markets, Inc. a SEC registered and FINRA member broker-dealer. Equity/Credit Research Analysts employed by KEPLER CHEUVREUX, are not registered/qualified as research analysts under FINRA/NYSE rules, may not be associated persons of Kepler Capital Markets, Inc. and may not be subject to NASD Rule 2711 and NYSE Rule 472 restrictions on communications with covered companies, public appearances, and trading securities held by a research analyst account.

### Other Important Information

The MSCI sourced information is the exclusive property of MSCI Inc. (MSCI). Without prior written permission of MSCI, this information and any other MSCI intellectual property may not be reproduced, disseminated or used to create any financial products, including any indices. This information is provided on an "as is" basis. The user assumes the entire risk of any use made of this information. MSCI, its affiliates and any third party involved in, or related to, computing or compiling the information hereby expressly disclaim all warranties of originality, accuracy, completeness, merchantability or fitness for a particularly purpose with respect to any of this information. Without limiting any of the foregoing, in no event shall MSCI, any of its affiliates or any third party involved in, or related to, computing or compiling the information have any liability for any damages of any kind. MSCI and the MSCI indexes are services marks of MSCI and its affiliates.

The Global Industry Classification Standard (GICS) was developed by and is the exclusive property of MSCI Inc. and Standard & Poor's. GICS is a service mark of MSCI and S&P and has been licensed for use by Kepler Cheuvreux.

### Research Rating

Please refer to the following link <https://research.keplercheuvreux.com/disclosure/stock/> for a full list of investment recommendations issued over the last 12 months by the author(s) and contributor(s) of this report on any financial instruments.

### Equity research

#### Rating system

KEPLER CHEUVREUX equity research ratings and target prices are issued in absolute terms, not relative to any given benchmark. A rating on a stock is set after assessing the twelve months expected upside or downside of the stock derived from the analyst's fair value (target price) and in the light of the risk profile of the company. Ratings are defined as follows:

**Buy:** The minimum expected upside is 10% over next 12 months (the minimum required upside could be higher in light of the company's risk profile).

**Hold:** The expected upside is below 10% (the expected upside could be higher in light of the company's risk profile).

**Reduce:** There is an expected downside.

**Accept offer:** In the context of a total or partial take-over bid, squeeze-out or similar share purchase proposals, the offer price is considered to be fairly valuing the shares.

**Reject offer:** In the context of a total or partial take-over bid, squeeze-out or similar share purchase proposals, the offered price is considered to be undervaluing the shares.

**Under review:** An event occurred with an expected significant impact on our target price and we cannot issue a recommendation before having processed that new information and/or without a new share price reference.

**Not rated:** The stock is not covered.

**Restricted:** A recommendation, target price and/or financial forecast is not disclosed further to compliance and/or other regulatory considerations.

Due to share prices volatility, ratings and target prices may occasionally and temporarily be inconsistent with the above definition.

# Disclaimer

## Valuation methodology and risks

Unless otherwise stated in this report, target prices and investment recommendations are determined based on fundamental research methodologies and relies on commonly used valuation methodologies such as Discounted Cash Flow (DCF), valuation multiples comparison with history and peers, Dividend Discount Model (DDM).

Valuation methodologies and models can be highly dependent on macroeconomic factors (such as the price of commodities, exchange rates and interest rates) as well as other external factors including taxation, regulation and geopolitical changes (such as tax policy changes, strikes or war). In addition, investors' confidence and market sentiment can affect the valuation of companies. The valuation is also based on expectations that might change rapidly and without notice, depending on developments specific to individual industries. Whichever valuation method is used there is a significant risk that the target price will not be achieved within the expected timeframe.

Unless otherwise stated, models used are proprietary. Additional information about the proprietary models used in this report is accessible on request.

**KEPLER CHEUVREUX' equity research policy is to update research rating when it deems appropriate in the light of new findings, markets development and any relevant information that can impact the analyst's view and opinion.**

## Regulators

### Location

KEPLER CHEUVREUX S.A - France  
KEPLER CHEUVREUX, Madrid branch  
KEPLER CHEUVREUX, Frankfurt branch  
KEPLER CHEUVREUX, Milan branch  
KEPLER CHEUVREUX, Amsterdam branch  
KEPLER CHEUVREUX (Switzerland) SA, Zurich branch  
KEPLER CAPITAL MARKETS, Inc.  
KEPLER CHEUVREUX, London branch  
KEPLER CHEUVREUX, Vienna branch  
KEPLER CHEUVREUX, Stockholm branch  
KEPLER CHEUVREUX Oslo branch  
KEPLER CHEUVREUX, Bruxelles branch

### Regulator

Autorité des Marchés Financiers  
Comisión Nacional del Mercado de Valores  
Bundesanstalt für Finanzdienstleistungsaufsicht  
Commissione Nazionale per le Società e la Borsa  
Autoriteit Financiële Markten  
Swiss Financial Market Supervisory Authority  
Financial Industry Regulatory Authority  
Financial Conduct Authority  
Austrian Financial Services Authority  
Finansinspektionen  
Finanstilsynet  
Autorité des Services et Marchés Financiers

### Abbreviation

AMF  
CNMV  
BaFin  
CONSOB  
AFM  
FINMA  
FINRA  
FCA  
FMA  
FI  
NFSA  
FSMA

# Disclaimer

## Other disclosures

### **This product is not for distribution to retail clients.**

MIFID 2 WARNING: We remind you that pursuant to MIFID 2, it is your responsibility, as a recipient of this research document, to determine whether or not your firm is impacted by the provisions of the Directive 2014/65/EU of the European Parliament and of the Council of 15 May 2014 on markets in financial instruments ("MiFID 2") regarding the unbundling of research and execution (the "MiFID 2 Research Rules"). For any request on the provision of research documents, please send an email to [crystal.team@keplercheuvreux.com](mailto:crystal.team@keplercheuvreux.com).

The information contained in this publication was obtained from various publicly available sources believed to be reliable, but has not been independently verified by KEPLER CHEUVREUX. KEPLER CHEUVREUX does not warrant the completeness or accuracy of such information and does not accept any liability with respect to the accuracy or completeness of such information, except to the extent required by applicable law.

**This publication is a brief summary and does not purport to contain all available information on the subjects covered. Further information may be available on request.**

**This publication is for information purposes only and shall not be construed as an offer or solicitation for the subscription or purchase or sale of any securities, or as an invitation, inducement or intermediation for the sale, subscription or purchase of any securities, or for engaging in any other transaction.**

Any opinions, projections, forecasts or estimates in this report are those of the author only, who has acted with a high degree of expertise. They reflect only the current views of the author at the date of this report and are subject to change without notice. KEPLER CHEUVREUX has no obligation to update, modify or amend this publication or to otherwise notify a reader or recipient of this publication in the event that any matter, opinion, projection, forecast or estimate contained herein, changes or subsequently becomes inaccurate, or if research on the subject company is withdrawn. The analysis, opinions, projections, forecasts and estimates expressed in this report were in no way affected or influenced by the issuer. The author of this publication benefits financially from the overall success of KEPLER CHEUVREUX.

The investments referred to in this publication may not be suitable for all recipients. Recipients are urged to base their investment decisions upon their own appropriate investigations that they deem necessary. Any loss or other consequence arising from the use of the material contained in this publication shall be the sole and exclusive responsibility of the investor and KEPLER CHEUVREUX accepts no liability for any such loss or consequence. In the event of any doubt about any investment, recipients should contact their own investment, legal and/or tax advisers to seek advice regarding the appropriateness of investing. Some of the investments mentioned in this publication may not be readily liquid investments. Consequently it may be difficult to sell or realise such investments. The past is not necessarily a guide to future performance of an investment. The value of investments and the income derived from them may fall as well as rise and investors may not get back the amount invested. Some investments discussed in this publication may have a high level of volatility. High volatility investments may experience sudden and large falls in their value which may cause losses. International investing includes risks related to political and economic uncertainties of foreign countries, as well as currency risk.

To the extent permitted by applicable law, no liability whatsoever is accepted for any direct or consequential loss, damages, costs or prejudices whatsoever arising from the use of this publication or its contents.

### **Country and region disclosures**

**United Kingdom:** This document is for persons who are Eligible Counterparties or Professional Clients only and is exempt from the general restriction in section 21 of the Financial Services and Markets Act 2000 on the communication of invitations or inducements to engage in investment activity on the grounds that it is being distributed in the United Kingdom only to persons of a kind described in Articles 19(5) (Investment professionals) and 49(2) (High net worth companies, unincorporated associations, etc.) of the Financial Services and Markets Act 2000 (Financial Promotion) Order 2005 (as amended). It is not intended to be distributed or passed on, directly or indirectly, to any other class of persons. Any investment to which this document relates is available only to such persons, and other classes of person should not rely on this document.

**United States:** This communication is only intended for, and will only be distributed to, persons residing in any jurisdictions where such distribution or availability would not be contrary to local law or regulation. This communication must not be acted upon or relied on by persons in any jurisdiction other than in accordance with local law or regulation and where such person is an investment professional with the requisite sophistication to understand an investment in such securities of the type communicated and assume the risks associated therewith.

This communication is confidential and is intended solely for the addressee. It is not to be forwarded to any other person or copied without the permission of the sender. This communication is provided for information only. It is not a personal recommendation or an offer to sell or a solicitation to buy the securities mentioned. Investors should obtain independent professional advice before making an investment.

Notice to U.S. Investors: This material is not for distribution in the United States, except to "major U.S. institutional investors" as defined in SEC Rule 15a-6 ("Rule 15a-6"). KEPLER CHEUVREUX has entered into a 15a-6 Agreement with Kepler Capital Markets, Inc. ("KCM, Inc.") which enables this report to be furnished to certain U.S. recipients in reliance on Rule 15a-6 through KCM, Inc.

Each U.S. recipient of this report represents and agrees, by virtue of its acceptance thereof, that it is a "major U.S. institutional investor" (as such term is defined in Rule 15a-6) and that it understands the risks involved in executing transactions in such securities. Any U.S. recipient of this report that wishes to discuss or receive additional information regarding any security or issuer mentioned herein, or engage in any transaction to purchase or sell or solicit or offer the purchase or sale of such securities, should contact a registered representative of KCM, Inc.

KCM, Inc. is a broker-dealer registered with the Securities and Exchange Commission ("SEC") under the U.S. Securities Exchange Act of 1934, as amended, Member of the Financial Industry Regulatory Authority ("FINRA") and Member of the Securities Investor Protection Corporation ("SIPC"). Pursuant to SEC Rule 15a-6, you must contact a Registered Representative of KCM, Inc. if you are seeking to execute a transaction in the securities discussed in this report. You can reach KCM, Inc. at Tower 49, 12 East 49th Street, Floor 36, New York, NY 10017, Compliance Department (212) 710-7625; Operations Department (212) 710-7606; Trading Desk (212) 710-7602. Further information is also available at [www.keplercheuvreux.com](http://www.keplercheuvreux.com). You may obtain information about SIPC, including the SIPC brochure, by contacting SIPC directly at 202-371-8300; website: <http://www.sipc.org/>.

KCM, Inc. is a wholly owned subsidiary of KEPLER CHEUVREUX, KEPLER CHEUVREUX, registered on the Paris Register of Companies with the number 413 064 841 (1997 B 10253), whose registered office is located at 112 avenue Kléber, 75016 Paris, is authorised and regulated by both Autorité de Contrôle Prudentiel (ACP) and Autorité des Marchés Financiers (AMF).

Nothing herein excludes or restricts any duty or liability to a customer that KCM, Inc. may have under applicable law. Investment products provided by or through KCM, Inc. are not insured by the Federal Deposit Insurance Corporation and are not deposits or other obligations of any insured depository institution, may lose value and are not guaranteed by the entity that published the research as disclosed on the front page and are not guaranteed by KCM, Inc.

Investing in non-U.S. Securities may entail certain risks. The securities referred to in this report and non-U.S. issuers may not be registered under the U.S. Securities Act of 1933, as amended, and the issuer of such securities may not be subject to U.S. reporting and/or other requirements. Rule 144A securities may be offered or sold only to persons in the U.S. who are Qualified Institutional Buyers within the meaning of Rule 144A under the Securities Act. The information available about non-U.S. companies may be limited, and non-U.S. companies are generally not subject to the same uniform auditing and reporting standards as U.S. companies. Securities of some non-U.S. companies may not be as liquid as securities of comparable U.S. companies. Securities discussed herein may be rated below investment grade and should therefore only be considered for inclusion in accounts qualified for speculative investment.

# Disclaimer

Analysts employed by KEPLER CHEUVREUX SA, a non-U.S. broker-dealer, are not required to take the FINRA analyst exam. The information contained in this report is intended solely for certain "major U.S. institutional investors" and may not be used or relied upon by any other person for any purpose. Such information is provided for informational purposes only and does not constitute a solicitation to buy or an offer to sell any securities under the Securities Act of 1933, as amended, or under any other U.S. federal or state securities laws, rules or regulations. The investment opportunities discussed in this report may be unsuitable for certain investors depending on their specific investment objectives, risk tolerance and financial position.

In jurisdictions where KCM, Inc. is not registered or licensed to trade in securities, or other financial products, transactions may be executed only in accordance with applicable law and legislation, which may vary from jurisdiction to jurisdiction and which may require that a transaction be made in accordance with applicable exemptions from registration or licensing requirements.

The information in this publication is based on sources believed to be reliable, but KCM, Inc. does not make any representation with respect to its completeness or accuracy. All opinions expressed herein reflect the author's judgment at the original time of publication, without regard to the date on which you may receive such information, and are subject to change without notice.

KCM, Inc. and/or its affiliates may have issued other reports that are inconsistent with, and reach different conclusions from, the information presented in this report. These publications reflect the different assumptions, views and analytical methods of the analysts who prepared them. Past performance should not be taken as an indication or guarantee of future performance, and no representation or warranty, express or implied, is provided in relation to future performance.

KCM, Inc. and any company affiliated with it may, with respect to any securities discussed herein: (a) take a long or short position and buy or sell such securities; (b) act as investment and/or commercial bankers for issuers of such securities; (c) act as market makers for such securities; (d) serve on the board of any issuer of such securities; and (e) act as paid consultant or advisor to any issuer. The information contained herein may include forward-looking statements within the meaning of U.S. federal securities laws that are subject to risks and uncertainties. Factors that could cause a company's actual results and financial condition to differ from expectations include, without limitation: political uncertainty, changes in general economic conditions that adversely affect the level of demand for the company's products or services, changes in foreign exchange markets, changes in international and domestic financial markets and in the competitive environment, and other factors relating to the foregoing. All forward-looking statements contained in this report are qualified in their entirety by this cautionary statement.

**France:** This publication is issued and distributed in accordance with legal or regulatory requirements relating to independent investment research, as defined under Article 36 of the EU delegated regulation n°565/2017.

**Germany:** This report must not be distributed to persons who are retail clients in the meaning of Sec. 31a para. 3 of the German Securities Trading Act (Wertpapierhandelsgesetz – "WpHG"). This report may be amended, supplemented or updated in such manner and as frequently as the author deems.

**Italy:** This document is issued by KEPLER CHEUVREUX Milan branch, authorised in France by the Autorité des Marchés Financiers (AMF) and the Autorité de Contrôle Prudentiel (ACP) and registered in Italy by the Commissione Nazionale per le Società e la Borsa (CONSOB) and is distributed by KEPLER CHEUVREUX. This document is for Eligible Counterparties or Professional Clients only as defined by the CONSOB Regulation 16190/2007 (art. 26 and art. 58). Other classes of persons should not rely on this document. Reports on issuers of financial instruments listed by Article 180, paragraph 1, letter a) of the Italian Consolidated Act on Financial Services (Legislative Decree No. 58 of 24/2/1998, as amended from time to time) must comply with the requirements envisaged by articles 69 to 69-novies of CONSOB Regulation 11971/1999. According to these provisions KEPLER CHEUVREUX warns on the significant interests of KEPLER CHEUVREUX indicated in Annex 1 hereof, confirms that there are not significant financial interests of KEPLER CHEUVREUX in relation to the securities object of this report as well as other circumstance or relationship with the issuer of the securities object of this report (including but not limited to conflict of interest, significant shareholdings held in or by the issuer and other significant interests held by KEPLER CHEUVREUX or other entities controlling or subject to control by KEPLER CHEUVREUX in relation to the issuer which may affect the impartiality of this document). Equities discussed herein are covered on a continuous basis with regular reports at results release. Reports are released on the date shown on cover and distributed via print and email. KEPLER CHEUVREUX branch di Milano analysts is not affiliated with any professional groups or organisations. All estimates are by KEPLER CHEUVREUX unless otherwise stated.

**Spain:** This document is only intended for persons who are Eligible Counterparties or Professional Clients within the meaning of Article 78bis and Article 78ter of the Spanish Securities Market Act. It is not intended to be distributed or passed on, directly or indirectly, to any other class of persons. This report has been issued by KEPLER CHEUVREUX Sucursal en España registered in Spain by the Comisión Nacional del Mercado de Valores (CNMV) in the foreign investments firms registry and it has been distributed in Spain by it or by KEPLER CHEUVREUX authorised and regulated by both Autorité de Contrôle Prudentiel and Autorité des Marchés Financiers. There is no obligation to either register or file any report or any supplemental documentation or information with the CNMV. In accordance with the Spanish Securities Market Law (Ley del Mercado de Valores), there is no need for the CNMV to verify, authorise or carry out a compliance review of this document or related documentation, and no information needs to be provided.

**Switzerland:** This publication is intended to be distributed to professional investors in circumstances such that there is no public offer. This publication does not constitute a prospectus within the meaning of Articles 652a and 1156 of the Swiss Code of Obligations.

**Canada:** The information contained herein is not, and under no circumstances is to be construed as, a prospectus, an advertisement, a public offering, an offer to sell securities described herein, solicitation of an offer to buy securities described herein, in Canada or any province or territory thereof. Any offer or sale of the securities described herein in Canada will be made only under an exemption from the requirements to file a prospectus with the relevant Canadian securities regulators and only by a dealer properly registered under applicable securities laws or, alternatively, pursuant to an exemption from the dealer registration requirement in the relevant province or territory of Canada in which such offer or sale is made. Under no circumstances is the information contained herein to be construed as investment advice in any province or territory of Canada and is not tailored to the needs of the recipient. In Canada, the information contained herein is intended solely for distribution to Permitted Clients (as such term is defined in National Instrument 31-103) with whom Kepler Capital Markets, inc. deals pursuant to the international dealer exemption. To the extent that the information contained herein references securities of an issuer incorporated, formed or created under the laws of Canada or a province or territory of Canada, any trades in such securities may not be conducted through Kepler Capital Markets, inc. No securities commission or similar regulatory authority in Canada has reviewed or in any way passed upon these materials, the information contained herein or the merits of the securities described herein.

**Other countries:** Laws and regulations of other countries may also restrict the distribution of this report. Persons in possession of this document should inform themselves about possible legal restrictions and observe them accordingly.

**None of the material, nor its content may be altered in anyway, transmitted to, copied or distributed to any other party, in whole or in part, unless otherwise agreed with KEPLER CHEUVREUX in writing.**

**Copyright © KEPLER CHEUVREUX. All rights reserved.**

# Local insight: European scale

## Europe



### Amsterdam

Johannes Vermeerstraat 9  
1071 DK Amsterdam  
**+31 20 563 2365**



### London

5<sup>th</sup> floor, 95 Gresham Street  
London EC2V 7NA  
**+44 20 7621 5100**



### Paris

112 avenue Kléber  
75116 Paris  
**+33 1 53 65 35 00**



### Brussels

Rogier Tower, Place Rogier 11  
1210 Brussels  
**+32 11 491460**



### Madrid

Paseo de la Castellana, 52  
28046 Madrid  
**+34 914 36 5100**



### Stockholm

Malmskillnadsgatan 23  
10534 Stockholm  
**+468 723 51 00**



### Frankfurt

Taunusanlage 19  
60325 Frankfurt  
**+49 69 756 960**



### Milan

Via Cornaggia 10  
20123 Milano  
**+39 02 8550 7201**



### Vienna

Schottenring 16/2  
Vienna 1010  
**+43 1 537 124 147**



### Geneva

Avenue Perdtamps 23,  
1260 Nyon  
Switzerland  
**+41 22 361 51 51**



### Oslo

Munkedamsveien 59B  
0270 Oslo  
**+47 23 13 9080**



### Zurich

Stadelhoferstrasse 22  
Postfach  
8024 Zurich  
**+41 43 333 6262**

## North America



### New York

Kepler Capital Markets, Inc.  
Tower 49  
12 East 49<sup>th</sup> Street, Floor 36  
10017 New York, NY USA  
**+1 212 710 7600**



# Kepler Cheuvreux

